

MALIBU GENIUS:

IN A CLASS OF ITS OWN: THE MOTORHOME VAN



Price list 25.1 EN

VALID FROM 01/08/2024

malibu
a company of carthago



TABLE OF CONTENTS

Malibu Genius

Legal and technical tips for choosing your Motorhome	4-9
Highlights of the new Malibu Genius	10-11
Prices and technical data	12
Standard equipment	13-16
Equipment packages	17-19
Special equipment	20-21
Footnotes	22-23



IMPORTANT LEGAL AND TECHNICAL INFORMATION FOR THE SELECTION AND CONFIGURATION OF YOUR MOTORHOME


Each Motorhome is only approved for a certain maximum weight on the road, which must not be exceeded under any circumstances when driving. When you select and configure your Motorhome or Van (hereinafter referred to as: "Motorhome"), the technical and legal limits for the weight of the Motorhome are therefore extremely important. These play a decisive role in the configuration, particularly when the additional equipment is being selected (equipment packages, special equipment and options).

The technical and legal requirements for the weight of your Motorhome are regulated in EU Implementing Regulation No. 2021/535 (until June 2022: EU Implementing Regulation No. 1230/2012). This applies uniformly within the European Union. In order to make it easier for you to select and configure your Motorhome in compliance with legal and technical requirements, the key terms and requirements of this regulation are explained in the following, and you are provided with some information that is extremely important when you are configuring your vehicle and selecting your additional equipment (equipment packages, special equipment and options) from the items that are available from the factory. Please read this information carefully before configuring and ordering your vehicle. Our dealers will provide you with additional assistance in selecting and configuring your Motorhome.

1. TECHNICALLY PERMISSIBLE GROSS VEHICLE WEIGHT

The technically permissible gross vehicle weight describes the layout-based maximum permissible weight specified by the manufacturer that your Motorhome is allowed to weigh when loaded (e.g. 3,500 kg, 4,500 kg). This is entered in Part I of the registration certificate. You can find information about the technically permissible gross vehicle weight for each layout in the technical data which is shown in our sales documents (e.g. in the price lists).

Illustration in the price list:

PRICES AND TECHNICAL DATA	
	
	Malibu genius 641 LE
Base vehicle	Mercedes-Benz Sprinter 315 CDI
Base engine	Diesel 2,0 l (150 HP / 110 kW)
length / width / height (mm)	6403 / 2020 / 2685
Wheel base (mm)	3,665
Headroom in living area (mm)	1,900
Technically permissible gross vehicle weight (kg)	3,500 kg / 4,100 kg
Weight in running order (kg)	2,946 / 3161
Max. weight of additional equipment in series production specified by the manufacturer (kg)	192 / 574
Max. towing capacity (kg)	2,000 ⁵⁴⁾
Max. number of seats with 3-point safety belt as standard while driving	4 ⁵⁰⁾

The technically permissible gross weight of the vehicle (e.g. 3,500 kg) must not be exceeded under any circumstances while driving. If the vehicle exceeds the technically permissible gross weight while driving, this constitutes a regulatory offence which may be punishable with a fine. We therefore urgently advise you to check this before each journey and ensure that you and your vehicle do not exceed the technically permissible gross weight (e.g. 3,500 kg).

2. WEIGHT IN RUNNING ORDER

The weight in running order corresponds to the (unladen) weight of the vehicle with standard factory equipment (including lubricants, tools, tyre repair kit and a fuel tank that is 90% full) plus a statutory default weight of 75 kg for the driver.

The weight in running order essentially comprises the following items:

- the unladen weight of the vehicle with the main cabin including filled operating fluids such as lubricating grease, oils and coolants;
- the standard equipment, i.e. all equipment items which are included as standard in the vehicle;
- a fresh water tank that is 100% full when driving (fill for driving in accordance with the manufacturer's specifications. You will find the manufacturer's information about filling the vehicle for driving in the sales documents (e.g. in the price lists). This is 20 l or 50 l depending on the model series) and an aluminium gas bottle that is 100% full, weighing 16 kg;
- a fuel tank that is 90% full;
- the driver, whose weight is set at a default value of 75 kg, regardless of the driver's actual weight.

The weight in running order is therefore the basic configuration of the vehicle model you have selected with standard equipment plus a statutory default weight of 75 kg for the driver. This changes after selecting additional equipment (equipment packages, special equipment, options).

You will find information about the weight in running order for each layout in our sales documents (e.g. in the price lists).

It is important that the value specified in our sales documents for the weight in running order is a standard value which is determined during the type approval procedure and checked by the authorities. It is legally permissible and possible that, due to production-related tolerances, the weight in running order of the vehicle delivered to you will differ from the nominal value specified in the sales documents. The legally permissible tolerance is $\pm 5\%$. The EU legislator has taken into account the fact that there are certain fluctuations in the weight in running order due to fluctuations in the weight of the supplied parts as well as process and weather-related factors. Please take this into consideration when you are selecting and configuring your Motorhome.

Sample calculation illustrating these (permissible) production-related weight deviations:

Weight in running order according to sales documents:	2,900 kg
Legally permissible tolerance of $\pm 5\%$:	145 kg
Legally permissible range of weight in running order:	2,755 to 3,045 kg

The specific range of permissible weight deviations for the weight in running order for each layout can be found in the technical data shown in our sales documents. As a manufacturer, we endeavour to restrict weight fluctuations to the minimum possible in the production process. Deviations above and below within the legally permissible tolerance range therefore only occur very rarely. However, in spite of constant technical optimization of the production process, these cannot be completely avoided.

In order to ensure that all of the vehicles which are actually delivered comply with the legally permissible tolerance, the actual weight of the vehicle and compliance with the permissible tolerance of $\pm 5\%$ is checked by us as the manufacturer by weighing the vehicle upon completion in the production area at the end of the production line. Your dealer will inform you of the actual weight of your vehicle as measured at the end of the production line. This gives you full transparency about any weight discrepancies that may be present in your vehicle.

3. MAXIMUM NUMBER OF SEATS PERMITTED / WEIGHT OF PASSENGERS

The maximum number of seats permitted while driving is determined by us as the manufacturer during the type approval procedure. The weight of the passengers results from the maximum number of permitted seats. The weight of the passengers is a default amount of 75 kg for each approved seat which we as the manufacturer have provided for the vehicle, regardless of what the passengers actually weigh. This is also a legally prescribed calculation. Since the weight of the driver is already included in the weight in running order, i.e. 75 kg (see section 2), this is not taken into consideration in the weight of the passengers. In a Motorhome with four approved seats, the weight of the passengers is $3 \times 75 \text{ kg} = 225 \text{ kg}$.

The specification of the maximum number of seats permitted refers to the respective vehicle weight in a standard set-up without additional equipment, and specifies the maximum possible number of persons who can be seated while driving.

However, the number of these seats depends on the weight and axle load. It can therefore be reduced by the installation of additional equipment (i.e. by choosing equipment packages, special equipment and options), or depending on the model it may only be achieved by increasing the technically permissible gross vehicle weight and/or omitting additional equipment.

4. ACTUAL WEIGHT AND ADDITIONAL EQUIPMENT

The weight in running order (see section 2) and the weight of the factory-installed additional equipment (equipment packages, special equipment, options) in a specific vehicle are collectively referred to as the actual weight of the vehicle.

You can find information about the actual weight of your vehicle after it has been handed over in section 13.2 of the Certificate of Conformity (CoC), which will be given to you by your dealer when the handover takes place.

Please note that the actual weight which is specified in the Certificate of Conformity (CoC) is also a standard value. Since the weight in running order – as part of the actual weight – has a legally permissible tolerance of $\pm 5\%$ (see section 2 on this), the actual weight can deviate from the specified nominal value accordingly.

According to the legal definition, the so-called additional equipment includes all optional equipment parts not included in the standard equipment, which are fitted to the vehicle by the manufacturer (i.e. ex works) and can be ordered by the customer (e.g. awning, bicycle or motorcycle rack, satellite system, solar system, oven etc.). Information about the individual or package weights of the equipment packages, special equipment and options which can be ordered can be found in our sales documents. Other accessories that are retrofitted after delivery of the vehicle from the factory by the dealer or by you personally are not included in the special equipment in this sense.

5. MANUFACTURER'S SPECIFIED MAXIMUM WEIGHT FOR ADDITIONAL EQUIPMENT AND PAYLOAD

Since the installation of additional equipment is also subject to legal and technical limits, we determine the value of the maximum weight of additional equipment which can be fitted to the vehicle in addition to the standard equipment (e.g. by selecting equipment packages and/or special equipment) for each layout and vehicle. This value must not be exceeded when you are selecting and configuring your vehicle.

The specification of the weight of additional equipment defined by the manufacturer can be found in our sales documents (e.g. in the price lists).

PREISE UND TECHNISCHE DATEN



Malibu genius 641 LE	
Base vehicle	Mercedes-Benz Sprinter 315 CDI
Base engine	Diesel 2.0 l (150 HP / 110 kW)
length / width / height (mm)	6403 / 2020 / 2685
Wheel base (mm)	3.665
Headroom in living area (mm)	1.900
Technically permissible gross vehicle weight (kg)	3.500 kg / 4.100 kg
Weight in running order (kg)	2.946 / 3161
Max. weight of additional equipment in series production specified by the manufacturer (kg)	192 / 574
Max. towing capacity (kg)	2.000 ⁵⁴⁾
Max. number of seats with 3-point safety belt as standard while driving	4 ⁵⁰⁾

The maximum weight for additional equipment specified by the manufacturer is intended to ensure that the legally prescribed minimum payload is also actually available for the vehicle payload after delivery of a vehicle by the manufacturer. This means that only a certain amount of additional equipment can be ordered and installed in the factory, in order to leave a sufficient weight allowance available for luggage and other accessories (the so-called payload) without exceeding the technically permissible gross vehicle weight.

The payload is calculated by subtracting the weight in running order (nominal value as per sales documents, see section 2), the weight of the passengers (see section 3), and the manufacturer's specified maximum weight for additional equipment, from the technically permissible gross vehicle weight (see section 1).

For Motorhomes, the European legislation prescribes a fixed minimum payload, which must remain for luggage or other accessories which are not installed in the factory. This minimum payload is calculated as follows:

Minimum payload in kg $\geq 10 * (n + L)$

Whereby the following applies: "n" = maximum number of passengers plus the driver and "L" = total length of vehicle in metres (including decimal places).

For a Motorhome with a length of 7 m and 4 approved seats (including the driver), the minimum payload is 10 kg * (4 + 7) = 110 kg, for example.

When you are configuring your Motorhome, please note that the payload must not fall below the minimum.

To ensure that the minimum payload is adhered to, there is a maximum combination of additional equipment which can be ordered for each vehicle model. In the above-mentioned example with a minimum payload of 110 kg, the gross weight of the additional equipment for a vehicle with four approved seats (including the driver) and a weight in running order of 2,900 kg should be a maximum of 265 kg:

3,500 kg	Technically permissible gross vehicle weight
- 2,900 kg	Weight in running order
- 3 x 75 kg	Weight of passengers
- 110 kg	Minimum payload
= 265 kg	Additional equipment

Please note that this calculation is based on the standard value specified in the type approval procedure for the weight in running order, without taking into account the permissible weight deviations for the weight in running order (see section 2). If the maximum permissible value for the additional equipment of 265 kg (in the example) is almost or completely exhausted, an upward deviation of the weight in running order can therefore result in the minimum payload of 110 kg being complied with mathematically based on the standard value of the weight in running order, but without an actual corresponding available payload option.

Here, too, is a sample calculation for a vehicle with four permitted seats, whose actual weighed weight in running order is 1% above the nominal value:

3,500 kg	Technically permissible gross vehicle weight
- 2,929 kg	Actual weight of the vehicle in running order (+ 1% compared to the 2,900 kg specified in the sales documents)
- 3 x 75 kg	Weight of passengers
-265 kg	Weight of additional equipment
= 81 kg	Actual available payload (< minimum payload of 110 kg); in this example, the minimum payload is therefore undershot by 29 kg

In order to avoid falling below the minimum payload, the weight of additional equipment which can be ordered is reduced by the manufacturer depending on the layout. This limit on additional equipment should ensure that the minimum payload, i.e. the legally prescribed free weight for luggage and other accessories in vehicles delivered by the manufacturer is actually available for the vehicle payload.

Due to the production process, the actual weight of the specific vehicle is only ascertained when weighed at the end of the production line, which means it cannot be fully ruled out that in exceptional cases, despite this limit on additional equipment, situations can arise in which the minimum payload is not guaranteed at the end of the production line. In order to ensure the minimum payload in these cases, the manufacturer will collaborate with you and your dealer before delivery of the vehicle to check if the vehicle's technically permissible gross weight has been increased, if the permitted number of seats has been reduced, or if additional equipment has been removed to reduce the weight, so that you are delivered a vehicle that provides you with the legal minimum payload. The specification of the weight of additional equipment defined by the manufacturer can be found in our sales documents (e.g. in the price lists).

Illustration in the price list:

Article no.		€ incl. 19 % VAT	kg
Mercedes-Benz Sprinter chassis			
310614	93-litre fuel tank	460	20
310006	4,100 kg weight variant (for Mercedes-Benz Sprinter) ²⁸⁾	1,690	10
330402	Load decrease from 4,100 kg to 3,500 kg	340	-
331612	LED high-performance headlights	2,550	2
331613	Fog lights with cornering lights	400	-
310503	Heated windscreen	580	-
410975	Electric closing aid for sliding door	490	5
310684	Removable tow bar ³¹⁾	1,350	32
311440	Frame extension (preparation for tow bar)	220	26
330071	Heated seats and lumbar support (driver's side/passenger's side) incl. wet wiper system ⁴⁰⁾	790	2
310800	Four-wheel drive incl. rear lights in LED technology ⁵⁷⁾	6,990	150
330310	16-inch steel wheels (black) with BF Goodrich all-terrain tyres ⁶¹⁾	2,110	19

The extra weight of additional equipment (all equipment parts not included in the standard equipment) increases the actual weight of the vehicle (= weight in running order plus the selected additional equipment) and reduces the payload. The specified value shows the additional weight compared to the standard equipment for the respective floor plan. The total weight of the selected additional equipment (equipment packages, special equipment and options) must not exceed the maximum weight for additional equipment specified by the manufacturer.

6. HOW TOLERANCES IN THE WEIGHT IN RUNNING ORDER AFFECT THE PAYLOAD

Regardless of the minimum payload, you should also note that unavoidable production-related fluctuations in the weight in running order have an effect on the remaining available payload:

If you order our example vehicle (see section 5) with additional equipment with a gross weight of 150 kg, the calculated payload is 225 kg based on the default value for the weight in running order. Due to the tolerances, the payload that is actually available may deviate from this value and may be higher or lower. If the weight of your vehicle in running order is about 1% higher than the weight specified in the sales documents, the available payload is reduced from 225 kg to 196 kg:

3,500 kg	Technically permissible gross vehicle weight
- 2,929 kg	Actual weight of the vehicle in running order (+ 1% compared to the 2,900 kg specified in the sales documents)
- 3 x 75 kg	Weight of passengers
- 150 kg	Additional equipment ordered for the specifically configured vehicle
= 196 kg	Actual available payload

In order to ensure that the calculated payload is actually available, you should therefore take into account the possible and permissible tolerances for the weight in running order as a precaution when selecting and configuring your vehicle. In addition, we strongly recommend that the loaded Motorhome is weighed on a non-automatic weighing scales before each journey and that the technically permissible gross vehicle weight and the technically permissible gross weight on the axle are complied with, taking into account the individual weight of the passengers.



More information
available online!

THE MOTORHOME VAN: THE NEW **MALIBU GENIUS**

THINKING BEYOND THE LIMITS OF WHAT IS POSSIBLE.

When short is too short and long is too long, the new Malibu Genius on a Mercedes-Benz Sprinter chassis is just right thanks to our innovative rear extension. This has allowed us to achieve **a compact vehicle length of 6.41 m with a unique layout design** that maximises living, sleeping and driving comfort.

A cut above the rest: The Motorhome Van. Why? The Malibu Genius combines the best of both worlds. It marries the benefits of a compact camper Van with the genes and body technology of a spacious Motorhome.



COMPACT VEHICLE LENGTH THANKS TO INNOVATIVE REAR EXTENSION WITH UP TO 1,400 L STORAGE-SPACE VOLUME.
Thanks to our innovative rear extension, we have increased the length of the Mercedes-Benz Sprinter from 5.93 to 6.41 metres. This results in a unique vehicle concept with an abundance of storage space totalling 1,400 litres in volume.

MAXIMUM SLEEPING COMFORT WITH COMFY LENGTHWAYS SINGLE BEDS.

Unique on a Mercedes-Benz Sprinter chassis: Thanks to the rear extension, travellers can enjoy maximum sleeping comfort in the two fold-up lengthways single beds with a lying length of up to two metres.





COMFORTABLE SUPERMAX BATHROOM WITH INNOVATIVE SHOWER ROOM EXTENSION.

More space in a compact size: The Malibu Genius boasts the most comfortable washroom in its class. Thanks to the swivel-away toilet, it provides loads of room to move. Thanks to the innovative shower room extension that extends into the living area, you get a huge shower cubicle with all the space you need.



KITCHEN HIGHLIGHTS.

Extra-long kitchen unit with two-ring gas hob with electric igniter and practical glass cover, as well as three deep kitchen drawers with roller slides and double locking, multifunctional, flush-mounted sink cover incl. chopping board and flush-mounted, fold-up worktop extension with one-hand operation in the entrance area.



2-ROOM CONCEPT.

The changing room in the Malibu Genius provides a private area with loads of space: When the bathroom door is swung towards the front, it acts as a partition to provide a private space for passengers.

LARGE LOUNGE SEATING AREA.

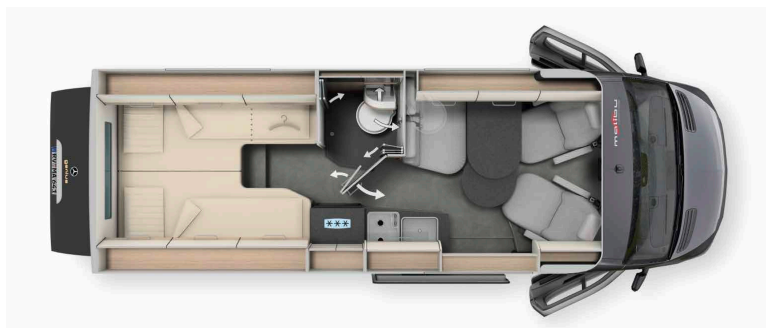
Thanks to the rotating driver's cab seats, the Malibu Genius provides a large and comfortable lounge seating area with plenty of room for four people. Despite this, there is still ample passage width in the living area.



DISCOVER MORE ABOUT THE NEW MALIBU GENIUS

www.malibu-carthago.com

PRICES AND TECHNICAL DATA




	Malibu Genius 641 LE
Base vehicle	Mercedes-Benz Sprinter 315 CDI
Base engine	Diesel 2,0 l (150 HP / 110 kW)
length / width / height (mm)	6403 / 2020 / 2685
Wheel base (mm)	3,665
Headroom in living area (mm)	1,900
Technically permissible gross vehicle weight (kg)	3,500 kg / 4,100 kg**
Weight in running order (kg)	2,946
Max. weight of additional equipment in series production specified by the manufacturer (kg)	192
Max. towing capacity (kg)	2,000 ⁵⁴⁾
Max. number of seats with 3-point safety belt as standard while driving	4 ⁵⁰⁾
Rear bed dimensions (mm)	2,030 x 930 / 1,960 x 850
Seating area bed conversion dimensions (mm)**	1590 x 1150
Bed access height (mm)	990
Fridge volume / of which freezer compartment (l)	84 / 6
Heating system	Truma Combi 4
Fresh water volume (l)	100 ¹⁸⁾
Fresh water volume when filled for driving (l)	20
Waste water tank volume (l)	90
Battery capacity (Ah)	90 lithium
Sockets 230 V / 12 V / USB	3 / 1 / 1
Article no.	161641


* List price ex works incl. registration documentation



** in conjunction with special equipment

STANDARD EQUIPMENT

		641 LE
	Base vehicle MercedesBenz Sprinter 315 CDI Standard	
	All-weather tyres (M+S)	X
	Engine: 2.0 l diesel with Adblue (22 l), 150 HP / 110 kW, 4 cylinders, 330 Nm, Euro VI E, 6-speed transmission, rear-wheel drive	X
	Front axle with increased load bearing capacity	X
	High roof	X
	Start / Stop system	X
	Keyless start incl. Start/Stop button	X
	Driver / passenger airbag ⁹⁾	X
	Side wind assistant, hill hold control, ABS, ASR, EBV, ESP	X
	Active Brake Assist and Active Attention Assist	X
	Insulated engine compartment for noise reduction	X
	Mercedes-Benz original comfort seats, rotatable	X
	Steering wheel with adjustable angle and height	X
	Driver's and passenger's cup holder	X
	Shelf above windscreen	X
	Heat-insulating glass all around	X
	Electric hot-air auxiliary heating	X
	Automatic driving light control	X
	Mercedes-Benz emergency call system, breakdown management	X
	Fleece battery 12 V / 92 Ah	X
	71-litre fuel tank	X
	16-inch steel wheels	X
	Daytime driving lights integrated in headlights	X
	Central locking	X
	Electrically adjustable and heated rear view wing mirrors	X
	Seat belt warning system for driver's and passenger's seat	X
	Entrance handle in entrance area	X

		641 LE
	Main cabin	
	6-year water ingress guarantee	X
	Exterior colour Camper White	X
	Fully insulated floor panel and roof insulation with RTM hard foam	X
	Cold-bridge-free lined side walls and vehicle body frame members with polyurethane insulating foam mats	
	Two Dometic aluminium framed windows in living area with insect screen roller blind and pleated blackout blind	X
	Dometic S7P aluminium framed window in washroom	X
	Dometic S7P aluminium framed window in sleeping area on driver's side with insect screen roller blind and pleated blackout blind	X
	Dometic S7P aluminium framed window in rear wall	X
	Extra-wide, electrically extendible entrance step with warning buzzer	X
	Entrance light/reading light on passenger's side	X
	Large, extra-low rear garage with ergonomic access via huge rear hatch	X
	Innovative rear extension in GRP sandwich construction. Best insulation values (extra protect), no cold bridges	X
	Driver's cab	
	Driver's and passenger's comfort seats with arm rests adjustable on both sides, with tilt adjustment, seats 180° rotatable	X
	Unique feeling of space thanks to increased interior height in driver's cab above lounge seating area	X
	Interior design	
	Cherry Style Plus world of style: Furniture in a two-tone look with Noble Cherry finish and high-gloss ivory fronts. Grey trims in kitchen	X
	Living area	
	Living area seat cushions with multi-layer premium foam core	X
	ISOFIX preparation in lounge seating area (1 seat)	X
	Two designer shelves above lounge seating area	X
	Living area table with swivel-out tabletop extension	X
	Skylight (70 x 50 cm) above lounge seating area	X
	Double connection technology: Furniture parts screwed together and mortised	X
	Prop struts, hinges, pull-outs in metal	X
	"Ergo" strip handles on furniture doors, easy to use with secure locking	X

 Storage space	
Double floor storage compartment under lounge seating area with large bilge hatch and high-quality hinges	X
Large storage drawer under bench seat, easy to access from front and above	X
Universal cabinet with two large drawers under the lengthways single bed on the passenger's side, can be used for extra kitchen storage space or linen storage, as desired	X
Wardrobe	
Large, extra-high wardrobe under lengthways single bed on driver's side (easily accessible from above and from front), with large linen drawer behind	X
Rear storage compartment / overhead storage cabinets	
Rear beds fold up to allow use of rear storage compartment	X
Three large overhead storage cabinets on both sides with open corner shelves in rear	X
Additional shelf below overhead storage cabinets on driver's and passenger's sides	X
Additional storage compartments under rear beds	X
Additional cupboard with two large drawers under the lengthways single bed on the passenger's side, easily removable when transporting Pedelecs or very tall objects	X
Bed height adjustable by 50 mm for maximum use of space when transporting very tall Pedelecs or bulky objects	X
 Kitchen	
Worktop with robust finish in slate look	X
Two-ring gas hob with glass cover, stainless steel design, electric igniter	X
Stainless steel sink flush-mounted in worktop	X
High water taps in metal, ceramic seal	X
Extra-wide kitchen drawers with double locking, roller slides and soft-close mechanism	X
Integrated wooden cutlery organiser	X
Integrated, pull-out waste bin in universal cabinet with separate hygiene area	X
Fridge	
84-litre compressor fridge (incl. 6-litre freezer compartment) integrated in universal combination cabinet, additional battery option recommended.	X
 Bathroom Changing room	
Changing room	
Changing room with partition door with swing function to divide off living area and changing room	X
Supermax bathroom	
One-level floor with flush-mounted shower entrance thanks to shower insert, additional room to move when folding shower door is open in changing room in front of kitchen unit	X
Swivel-away toilet and large, folding washbasin, room extension for washing, showering or toilet function	X
Huge shower cubicle that extends into living area thanks to innovative shower room extension incl. new, folding shower doors	
Large mirror cabinet above washbasin, with loads of storage spaces	X
Micro-Heki skylight	X

	Sleeping	
	Two-part rear beds, heated, ventilated slatted frame across entire vehicle width	X
	Easy bed access via convenient, multifunctional bed access steps, can be pulled out with your foot thanks to handy sliding mechanism	X
	Mini-Heki skylight above rear bed	X
	Interior window trim with microfibre cover for side and rear window	X
	Ambient lighting in rear	X
	Utilities	
	Water	
	Drain valves positioned in the double floor, easily accessible and protected from frost	X
	Water supply via submerged pump system	X
	Gas	
	Gas compartment in rear storage compartment accessible from front (2 x 11 kg)	X
	Gas stopcocks in kitchen area	X
	Electrical system	
	Electrical centre under lounge bench seat	X
	230 V sockets in kitchen, bathroom and entrance area	X
	12 V socket in driver's cab	X
	Double USB socket in driver's cab	X
	230 V external electricity supply via external socket	X
	18 A automatic charger, electronic control automatic shut-off in the event of low voltage incl. starter battery charging function	X
	Multifunctional panel above entrance door	X
	90 Ah lithium-ion battery, incl. battery computer	X
	Living area lighting	
	Numerous LED spotlights across entire living area	X
	Indirect accent lighting in entrance area	X
	Work light and ambient lighting can be switched on separately	X

EQUIPMENT PACKAGE

Article no.

216206

Chassis package	Weight	
	kg	£
Wheel trims		75
Tempmatik semi-automatic air conditioning system		2,670
Electric handbrake		500
Cruise control		475
Instrument cluster with colour display		500
Leather steering wheel with multifunctional buttons option (incl. leather gear stick for manual transmission)		395
Digital reversing camera		965
MBUX 10.2" multimedia system incl. sat nav and DAB ⁶⁵⁾		3,940
Traffic sign assist		380
Audio package		170
Hinged lid for storage compartment		170
Jet air vent on dashboard		125
Charge booster ¹²⁾		185
Driver's cab blackout system on windscreen and side windows ⁸⁾		650
Heat-insulating glass with band filter on windscreen		300
Pre-wiring for radio with roof antenna with DAB+, speakers (4x) ³⁴⁾		485
Driver's cab comfort seats with tilt and height adjustment (front/rear)		510
Driver's cab comfort seats covered in the same material as the living area including padded armrests		680
Pre-wired tow bar including tow socket		320
Total price of individual options		13,495
Package price	53.5	9,990
Your savings		3,505

Article no.

216203

Habitation package	Weight	
	kg	£
Interior roof cladding with microfibre, climate-regulating lining		405
Ceiling canopy in living area with indirect LED ambient lighting		360
Kitchen upgrade (worktop extension, divided sink cover with chopping board function, fronts in matt ivory)		215
High-quality cold foam mattress on rear bed		310
Truma CP Plus		90
Insulated fresh and waste water tank, fresh water tank also heated		610
Insect screen behind sliding door		600
Total price of individual options		2,590
Package price	9	2,010
Your savings		580

Article no.

216278

Chassis Plus package	Weight	
	kg	£
9-speed TRONIC automatic transmission incl. hold function		3,065
Engine variant 170 HP / 125 kW, Euro VI E (only in conjunction with automatic transmission)		1,745
17-inch alloy wheels (silver) with summer tyres		1,360
THERMOTRONIC automatic air conditioning with rain sensor ¹³⁾		590
Ergonomic armrest for driver and front passenger		110
Total price of individual options		6,870
Package price	19.5	6,420
Your savings		450
SURCHARGE: Engine variant 190 HP / 140 kW, Euro VI E (only in conjunction with automatic transmission)	8	2,860

Article no.

216204

Style package	Weight	
	kg	£
Body-coloured radiator grille frame		170
Chrome-plated radiator grille		345
Body-coloured front bumper		485
Total price of individual options		1,000
Package price	0	870
Your savings		130

Article no.

216207

Driver's assistance package* 8)	Weight	
	kg	£
DISTRONIC active distance assist		✓
Active lane departure warning system		✓
High beam assist		✓
Electrically folding wing mirrors		✓
Tyre pressure control system		✓
Package price	0	2,580

* Only in conjunction with MBUX 10.2" multimedia system and 9-speed Tronic automatic transmission Active brake assistant and active driver drowsiness detection included as standard.

Article no.

216208

Self-sufficiency package	Weight	
	kg	£
150 Ah lithium-ion battery incl. battery computer and separate touch display		✓
Second 150 Ah lithium-ion battery, incl. battery computer		✓
70 A charge booster		✓
3 x 18 A chargers (in addition to standard 18 A charger)		✓
Inverter for 12 V to 230 V, 1,800 Watts, mains priority circuit		✓
Package price	n.a.	5,570
SURCHARGE: Solar system: 2 x 110 Watts	16,5	1,745

SPECIAL EQUIPMENT

Article no.		£ incl. 20 % VAT	kg	641 LE
Mercedes-Benz Sprinter chassis				
310614	93-litre fuel tank	405	20	○
310006	4,100 kg weight variant (for Mercedes-Benz Sprinter) ²⁸⁾	1,485	10	○
330402	Load decrease from 4,100 kg to 3,500 kg	300	-	○
331612	LED high-performance headlights	2,240	2	○
331613	Fog lights with cornering lights	355	-	○
310503	Heated windscreen	510	-	○
410975	Electric closing aid for sliding door	430	5	○
310684	Removable tow bar ^{54) 3)}	1,185	32	○
311440	Frame extension (preparation for tow bar)	195	26	○
330071	Heated seats and lumbar support (driver's side/passenger's side) incl. wet wiper system ⁴⁹⁾	695	2	○
310800	Four-wheel drive incl. rear lights in LED technology ⁵⁷⁾	6,130	150	○
Obligatory in conjunction with Four-wheel drive 4x4				
330310	16-inch steel wheels (black) with BF Goodrich all-terrain tyres ⁶¹⁾	2,110	19	○
310149	Engine variant 190 HP / 140 kW, Euro VI E	4,605	8	○
310402	9-speed TRONIC automatic transmission incl. hold function	3,065	10	●
310614	93-litre fuel tank	405	20	○
210336	THERMOTRONIC automatic air conditioning with rain sensor	590	1	●
310006	4,100 kg weight variant	1,485	10	○
Habitation exterior				
410239	Exterior colour tenorite grey metallic, incl. painted rear extension	2,625	-	○
410240	Exterior colour obsidian black metallic, incl. painted rear extension	2,625	-	○
410238	Exterior colour high-tech silver metallic, incl. painted rear extension	2,625	-	○
410290	Optional wave exterior graphic element	345	25	○
410522	Roof-mounted awning, length 325 cm	1,170	25	○
410691	LED exterior lighting incl. rain gutter	265	2	○
410413	Dometic S7P framed window on passenger's side in rear bed area ⁵³⁾	390	3.5	○
410810	Basic pull-out rails in rear garage (flush-mounted in floor) ⁶⁴⁾	345	12	○
410916	Pedelec and bike rack for tow bar, folding ⁶²⁾	765	20	○
410917	"Weekender" Pedelec and bike rack pull-out system ⁵⁸⁾	750	24	○
410830	Pull-out organisation system with transport boxes incl. extension rails ⁵⁸⁾	1,710	44	○

○ = special equipment X = standard equipment - = not possible ● = included in package

Electrical system				
510270	Socket package: 3 x USB sockets / 2 x 230 V sockets ²⁴⁾	430	3	○
510059	Second 90 Ah lithium-ion battery, incl. battery computer and additional 18 A charger	870	14	○
510150	Pre-wiring for solar system	215	2	○
Gas Water Heating				
650146	Truma Combi 6 E (operated by gas/electricity) ²⁶⁾	785	2	○
650136	Truma Combi 6 D+E incl. height kit (operated by diesel/electricity) ²⁷⁾	1,310	2	○
650125	Truma Duo Control CS with crash sensor and automatic switchover ¹⁹⁾	390	3	○
650126	Gas filter for Truma Duo Control CS (recommended, only in conjunction with Truma Duo Control CS) ³⁶⁾	195	0.5	○
610355	Additional heating of waste water tank and waste water pipes	925	2	○
650262	1,700 W roof-mounted air-conditioning system	1,985	29	○
Radio Multimedia TV Satellite				
710527	24" smart LED TV with TV bracket incl. connecting kit ²⁾	1,285	10	○
710150	Pre-wiring for satellite system	215	1	○
Interior				
810690	Conversion kit to convert seating area into a bed with additional cushion ⁴¹⁾	405	12	○
810271	Cushion insert for lengthways single beds for lying surface extension ⁴¹⁾	405	2	○
810750	Malibu table and chair set, incl. Malibu logo and carry bags ³²⁾	285	14	○
810760	ISOFIX option for one seat ⁵⁵⁾	80	0.5	○
Living area fabrics World of Living				
850304	London 25 - fabric combination	Standard	-	X
850324	Santorini - Antara - fabric combination	Standard	-	X
850334	Lisbon 25 - Antara fabric combination	Standard	-	X
850314	Paris - quilted fabric combination	370	-	○
850640	Davos - textile leather - fabric combination	370	1	○
850404	Ancona 25 - textile leather - fabric combination	370	1	○
850364	Ivory part leather - leather - fabric combination	1,310	2	○
850374	Marone 25 part leather - leather - fabric combination	1,310	2	○
850690	Ivory leather	2,020	3	○
850740	Macchiato leather	2,020	3	○
850502	World of sleeping & décor set: Decorative cushions, bed throw, fitted sheet set ³⁵⁾	360	3.5	○

FOOTNOTES

- ²⁾ Smart TV with receiver and DVB-T2 tuner (USB- HDMI, full HD). TV position above lounge seating area on bathroom wall. Omission of designer shelves above lounge seating area if 24" Smart LED TV option chosen.
- ³⁾ Considerably more difficult to retrofit.
- ⁷⁾ In accordance with EU Implementing Regulation No. 2021/535, the weight in running order corresponds to the (unladen) weight of the vehicle with factory-installed standard equipment (including lubricants, tools, tyre repair kit) plus driver (75 kg), 90% full fuel tank, fresh water tank when driving (20 l), 100% full aluminium gas bottle. The weight specified by the manufacturer for additional equipment is basically dependent on the weight in running order, and is reduced by installing additional equipment (equipment packages, special equipment). Please note that the actual weight which is specified in the Certificate of Conformity (CoC) is also a standard value. Since the weight in running order – as part of the actual weight – has a legally permissible tolerance of $\pm 5\%$, the actual weight can deviate from the specified nominal value accordingly. Detailed information can be found on page 5, no. 2.
- ⁸⁾ When selecting a driver's assistance package, there is a cut-out for the camera casing in the camera position area (top centre) with the driver's cab blackout system.
- ⁹⁾ Child seats with restraint systems must not be installed on the passenger seat.
- ¹²⁾ The charge booster is incorporated between the alternator and the starter and also the habitation battery, and ensures that the alternator generates power during travel until the batteries are charged.
- ¹³⁾ In the event of unfavourable conditions, manual readjustment of the air conditioning system may be necessary.
- ¹⁸⁾ The specified fresh water volume already includes the volume of the boiler.
- ¹⁹⁾ In the basic configuration when calculating the weight in a running order, only one 100% full aluminium gas bottle at 16.5 kg is taken into consideration. The "DuoControl CS with crash sensor" option (automatic switchover and de-icing function) can in principle also be operated with one connected gas bottle. When connecting and using a second gas bottle, the remaining load capacity of your vehicle will be reduced by 16.5 kg if an aluminium gas bottle is used. Steel gas bottles are around 5 kg heavier.
- ²³⁾ Seating area conversion kit available from November 2024.
- ²⁴⁾ Socket package option: 2 x USB sockets in the sleeping area on the driver's and passenger's side, 1 x 230 V socket under the rear bed right in front of the storage compartment (and thus accessible from living area and rear storage compartment), 1 x USB socket and 1 x 230 V socket in bench seat.
- ²⁶⁾ Additional battery recommended.
- ²⁷⁾ Additional battery recommended. Available from November 2024.
- ²⁸⁾ Only in conjunction with 170 HP / 190 HP.
- ³²⁾ Malibu table and chair set option, consisting of two camping chairs incl. Malibu logo, carry bags and a table.
- ³⁴⁾ Speaker in driver's cab (2x) and lounge seating area (2x).
- ³⁵⁾ Malibu World of sleeping & décor set, consisting of: One or three decorative cushions (depending on model), a jacquard bed throw with woven Malibu logo and a fitted sheet set for the rear bed of the respective model. A fitted sheet set is not supplied for the optional cushion insert.
- ³⁶⁾ It is recommended to order the gas filter in conjunction with the Truma DuoControl CS option, since the manufacturer of the Truma DuoControl invalidates the warranty if the gas pressure regulator and valves become defective or damaged because of oil or other foreign materials in the liquid gas.
- ⁴¹⁾ Available from November 2024.
- ⁴⁹⁾ The wet wiper system provides the driver with improved vision, from the moment the wipers are turned on. The cleaning fluid is sprayed directly in front of the wiper blades and then immediately wiped away. This concentrated distribution significantly reduces the amount of cleaning fluid required.

- 50) The specification of the maximum permissible number of seats refers to the respective vehicle weight in a standard set-up without additional equipment, and specifies the maximum possible number of persons who can be seated while driving. The number of seats also depends on the weight and the axle load. It can therefore be reduced if additional equipment (equipment packages, special equipment) is installed, or it may only be achieved if the vehicle load is increased. Detailed information can be found on page 6, no. 3.
- 51) When selecting and configuring your vehicle, the maximum weight for additional equipment specified by the manufacturer must not be exceeded. The maximum weight for additional equipment specified by the manufacturer is intended to ensure that the legally prescribed so-called minimum payload is actually available for additional loading after the vehicle has been delivered by the manufacturer. This means that only a certain amount of additional equipment can be ordered and installed in the factory, in order to leave a sufficient weight allowance available for luggage and other accessories (the so-called payload) without exceeding the technically permissible gross vehicle weight. Detailed information can be found on page 6, no. 5.
- 52) The technically permissible gross vehicle weight describes the layout-based maximum permissible weight specified by the manufacturer that your Motorhome is allowed to weigh when loaded (e.g. 3,500 kg, 4,100 kg). The technically permissible gross weight of the vehicle (e.g. 3,500 kg) must not be exceeded under any circumstances while driving. Detailed information can be found on page 4, no. 1.
- 53) The window cannot be opened due to the sliding door.
- 54) Bearing load 120 kg. Total towing weight for permissible gross vehicle weight of: 3,500 kg = 5,500 kg / remaining towing capacity 2,000 kg
4,100 kg = 5,880 kg / remaining towing capacity 1,780 kg
Tow bar only in conjunction with frame extension.
Available from November 2024.
- 55) Isofix option includes additional cushion for use according to regulations. Available from December 2024.
- 57) Only in conjunction with 190 HP, automatic transmission, 93-litre tank, automatic air conditioning, 4,100 kg load increase and steel wheels with all-terrain tyres.
Available from February 2025.
- 58) Only in conjunction with basic pull-out rails in rear garage. Option includes extension rails.
Available from April 2025.
- 61) Only in conjunction with four-wheel drive, 190 HP, automatic transmission, 93-litre tank, automatic air conditioning and 4,100 kg load increase. Available from February 2025.
- 62) Only in conjunction with removable tow bar. Contains two carrier rails. Total bearing load 66 kg. Available from November 2024.
- 64) Recommended for retrofitting of bicycle and organisation system.
- 65) Multimedia system (Mercedes-Benz: MBUX 10.2" display; Fiat: 10.1" display), Bluetooth connectivity with audio streaming and hands-free function, smartphone integration via Android Auto or Apple CarPlay, USB interface for connecting portable devices. Mercedes-Benz: vehicle weights and vehicle dimensions cannot be stored separately in the navigation system.



You can find information on the various tyre labels here

Discover our Malibu Vans
on our social media channels:



More information about Malibu can be found at
www.malibu-Vans.com

© Malibu GmbH & Co. KG | Carthago Ring 1 | 88326 Aulendorf | Germany

Tel. +49 (0)7525 / 9200-0

Publication of this price list renders all previous price lists invalid. Changes may occur during the model year after the editorial deadline for this printed document in July 2024. The manufacturer reserves the right to make structural and design changes that become necessary, provided that they are in the interest of technical progress and are reasonable for the customer, plus changes to equipment, differences in colour combinations or individual colour shades, material quality differences and changes to the scope of delivery on the part of the manufacturer. This also applies to colour differences on basic vehicles, insofar as they are a result of changes made by the basic vehicle manufacturer. Please consult your dealer for detailed advice concerning the status of the current product or series.

The information about the delivery contents, appearance, performance, dimensions and weights of the vehicles (differences within the scope of the factory tolerances (+/- 5% max.) are possible and permissible) corresponds to the state of knowledge at the time of going to print. Reprinting of this document, or even extracts thereof, is only permitted if written authorisation is obtained from Malibu GmbH & Co. KG beforehand. The information in this publication is compliant with the German StVO and StVZO (road traffic and road traffic licensing regulations). Mistakes, printing errors and translation errors excepted. All information is based on the characteristics of the German market.

Printed in Germany
0924 / V2



malibu
a company of carthago