

MALIBU MOTORHOMES

A-CLASS / LOW-PROFILE



Price list
25.1 CZ-EN
VALID FROM 01/08/2024

malibu
a company of carthago

IMPORTANT LEGAL AND TECHNICAL INFORMATION FOR THE SELECTION AND CONFIGURATION OF YOUR MOTORHOME

Each motorhome is only approved for a certain maximum weight on the road, which must not be exceeded under any circumstances when driving. When you select and configure your motorhome or van (hereinafter referred to as: "motorhome"), the technical and legal limits for the weight of the motorhome are therefore extremely important. These play a decisive role in the configuration, particularly when the additional equipment is being selected (equipment packages, special equipment and options).

The technical and legal requirements for the weight of your motorhome are regulated in EU Implementing Regulation No. 2021/535 (until June 2022: EU Implementing Regulation No. 1230/2012). This applies uniformly within the European Union. In order to make it easier for you to select and configure your motorhome in compliance with legal and technical requirements, the key terms and requirements of this regulation are explained in the following, and you are provided with some information that is extremely important when you are configuring your vehicle and selecting your additional equipment (equipment packages, special equipment and options) from the items that are available from the factory. Please read this information carefully before configuring and ordering your vehicle. Our dealers will provide you with additional assistance in selecting and configuring your motorhome.

1. TECHNICALLY PERMISSIBLE GROSS VEHICLE WEIGHT

The technically permissible gross vehicle weight describes the layout-based maximum permissible weight specified by the manufacturer that your motorhome is allowed to weigh when loaded (e.g. 3,500 kg, 4,500 kg). This is entered in Part I of the registration certificate. You can find information about the technically permissible gross vehicle weight for each layout in the technical data which is shown in our sales documents (e.g. in the price lists).

Illustration in the price list:

	T 430 KB-LE	
	lightweight 3.5 t Fiat Ducato	comfort 4.2 t Fiat Ducato
Standard chassis	Low frame 35 light	Low frame 40 heavy
Base engine	Diesel 2.2 l	Diesel 2.2 l
Output (kW/HP)	103 / 140	103 / 140
Transmission	6-speed manual transmission	6-speed manual transmission
length / width / height (mm) ^{16) 17) 18)}	6,900 / 2,270 / 2,970	6,900 / 2,270 / 2,970
Wheel base (mm)	3,800	3,800
Double floor height / double floor basement (mm)	170 / 390	170 / 390
Headroom in living area (mm)	1,980	1,980
Rear garage interior height (mm)	1,200	1,200
Door width / height rear garage on passenger's side (mm)	950 x 1,140	950 x 1,140
Door width / height, rear garage on driver's side (mm)	950 x 1,140	950 x 1,140
Technically permissible gross vehicle weight (kg) ²³⁾	3,500	4,250
Weight in running order (kg) ⁷⁾	2,883 (2,739 – 3,027)	2,943 (2,796 – 3,090)
Max. weight of additional equipment in series production specified by the manufacturer (kg) ¹⁴⁾	250	940
Max. towing capacity (kg) ²⁷⁾	2,000	1,800
Max. number of seats with 3-point / 2-point safety belt while driving* ²²⁾	4	4

The technically permissible gross weight of the vehicle (e.g. 3,500 kg) must not be exceeded under any circumstances while driving. If the vehicle exceeds the technically permissible gross weight while driving, this constitutes a regulatory offence which may be punishable with a fine. We therefore urgently advise you to check this before each journey and ensure that you and your vehicle do not exceed the technical-permissible gross weight (e.g. 3,500 kg).

2. WEIGHT IN RUNNING ORDER

The weight in running order corresponds to the (unladen) weight of the vehicle with standard factory equipment (including lubricants, tools, tyre repair kit and a fuel tank that is 90% full) plus a statutory default weight of 75 kg for the driver.

The weight in running order essentially comprises the following items:

- the unladen weight of the vehicle with the main cabin including filled operating fluids such as lubricating grease, oils and coolants;
- the standard equipment, i.e. all equipment items which are included as standard in the vehicle;
- a fresh water tank that is 100% full when driving (fill for driving in accordance with the manufacturer's specifications. You will find the manufacturer's information about filling the vehicle for driving in the sales documents (e.g. in the price lists). This is 20 l or 50 l depending on the model series) and an aluminium gas bottle that is 100% full, weighing 16 kg;
- a fuel tank that is 90% full;
- the driver, whose weight is set at a default weight of 75 kg, regardless of the driver's actual weight.

The weight in running order is therefore the basic configuration of the vehicle model you have selected with standard equipment plus a statutory default weight of 75 kg for the driver. This changes after selecting additional equipment (equipment packages, special equipment, options).

You will find information about the weight in running order for each layout in our sales documents (e.g. in the price lists).

It is important that the value specified in our sales documents for the weight in running order is a standard value which is determined during the type approval procedure and checked by the authorities. It is legally permissible and possible that, due to production-related tolerances, the weight in running order of the vehicle delivered to you will differ from the nominal value specified in the sales documents. The legally permissible tolerance is $\pm 5\%$. The EU legislator has taken into account the fact that there are certain fluctuations in the weight in running order due to fluctuations in the weight of the supplied parts as well as process and weather-related factors. Please take this into consideration when you are selecting and configuring your motorhome.

3. MAXIMUM NUMBER OF SEATS PERMITTED / WEIGHT OF PASSENGERS

The maximum number of seats permitted while driving is determined by us as the manufacturer during the type approval procedure. The weight of the passengers results from the maximum number of permitted seats. The weight of the passengers is a default amount of 75 kg for each approved seat which we as the manufacturer have provided for the vehicle, regardless of what the passengers actually weigh. This is also a legally prescribed calculation. Since the weight of the driver is already included in the weight in running order, i.e. 75 kg (see section 2), this is not taken into consideration in the weight of the passengers. In a motorhome with four approved seats, the weight of the passengers is $3 \times 75 \text{ kg} = 225 \text{ kg}$.

Sample calculation illustrating these (permissible) production-related weight deviations:

Weight in running order according to sales documents:	2,900 kg
Legally permissible tolerance of $\pm 5\%$:	145 kg
Legally permissible range of weight in running order:	2,755 to 3,045 kg

The specific range of permissible weight deviations for the weight in running order for each layout can be found in the technical data shown in our sales documents. As a manufacturer, we endeavour to restrict weight fluctuations to the necessary minimum in terms of production technology. Deviations above and below within the legally permissible tolerance range therefore only occur very rarely. However, in spite of constant technical optimization of the production process, these cannot be completely avoided.

In order to ensure that all of the vehicles which are actually delivered comply with the legally permissible tolerance, the actual weight of the vehicle and compliance with the permissible tolerance of $\pm 5\%$ is checked by us as the manufacturer by weighing the vehicle upon completion in the production area at the end of the production line. Your dealer will inform you of the actual weight of your vehicle as measured at the end of the production line. This gives you full transparency about any weight discrepancies that may be present in your vehicle.

The specification of the maximum number of seats permitted refers to the respective vehicle weight in a standard set-up without additional equipment, and specifies the maximum possible number of persons who can be seated while driving.

However, the number of these seats depends on the weight and axle load. It can therefore be reduced by the installation of additional equipment (i.e. by choosing equipment packages, special equipment and options), or depending on the model it may only be achieved by increasing the technically permissible gross vehicle weight and/or omitting additional equipment.

4. ACTUAL WEIGHT AND ADDITIONAL EQUIPMENT

The weight in running order (see section 2) and the weight of the factory-installed additional equipment (equipment packages, special equipment, options) in a specific vehicle are collectively referred to as the actual weight of the vehicle.

You can find information about the actual weight of your vehicle after it has been handed over in section 13.2 of the Certificate of Conformity (CoC), which will be given to you by your dealer when the handover takes place.

Please note that the actual weight which is specified in the Certificate of Conformity (CoC) is also a standard value. Since the weight in running order – as part of the actual weight – has a legally permissible tolerance of $\pm 5\%$ (see section 2 on this), the actual weight can deviate from the specified nominal value accordingly.

According to the legal definition, the so-called additional equipment includes all optional equipment parts not included in the standard equipment, which are fitted to the vehicle by the manufacturer (i.e. ex works) and can be ordered by the customer (e.g. awning, bicycle or motorcycle rack, satellite system, solar system, oven etc.). Information about the individual or package weights of the equipment packages, special equipment and options which can be ordered can be found in our sales documents. Other accessories that are retrofitted after delivery of the vehicle from the factory by the dealer or by you personally are not included in the special equipment in this sense.

5. MANUFACTURER'S SPECIFIED MAXIMUM WEIGHT FOR ADDITIONAL EQUIPMENT AND PAYLOAD

Since the installation of additional equipment is also subject to legal and technical limits, we determine the value of the maximum weight of additional equipment which can be fitted to the vehicle in addition to the standard equipment (e.g. by selecting equipment packages and/or special equipment) for each layout and vehicle. This value must not be exceeded when you are selecting and configuring your vehicle.

The specification of the weight of additional equipment defined by the manufacturer can be found in our sales documents (e.g. in the price lists).

	T 430 KB-LE	
	lightweight 3.5 t Fiat Ducato	comfort 4.2 t Fiat Ducato
Standard chassis	Low frame 35 light	Low frame 40 heavy
Base engine	Diesel 2.2 l	Diesel 2.2 l
Output (kW/HP)	103 / 140	103 / 140
Transmission	6-speed manual transmission	6-speed manual transmission
length / width / height (mm) ^{36) 37) 38)}	6,900 / 2,270 / 2,970	6,900 / 2,270 / 2,970
Wheel base (mm)	3,800	3,800
Double floor height / double floor basement (mm)	170 / 390	170 / 390
Headroom in living area (mm)	1,980	1,980
Rear garage interior height (mm)	1,200	1,200
Door width / height rear garage on passenger's side (mm)	950 x 1,140	950 x 1,140
Door width / height, rear garage on driver's side (mm)	950 x 1,140	950 x 1,140
Technically permissible gross vehicle weight (kg) ²⁹⁾	3,500	4,250
Weight in running order (kg) ⁷⁾	2,883 (2,739 - 3,027)	2,943 (2,795 - 3,090)
Max. weight of additional equipment in series production specified by the manufacturer (kg) ³⁴⁾	250	940
Max. towing capacity (kg) ²⁷⁾	2,000	1,800
Max. number of seats with 3-point / 2-point safety belt while driving* ²²⁾	4	4

The maximum weight for additional equipment specified by the manufacturer is intended to ensure that the legally prescribed minimum payload is also actually available for the vehicle payload after delivery of a vehicle by the manufacturer. This means that only a certain amount of additional equipment can be ordered and installed in the factory, in order to leave a sufficient weight allowance available for luggage and other accessories (the so-called payload) without exceeding the technically permissible gross weight.

The payload is calculated by subtracting the weight in running order (nominal value as per sales documents, see section 2), the weight of the passengers (see section 3), and the manufacturer's specified maximum weight for additional equipment, from the technically permissible gross vehicle weight (see section 1).

For motorhomes, the European legislation prescribes a fixed minimum payload, which must remain for luggage or other accessories which are not installed in the factory. This minimum payload is calculated as follows:

$$\text{Minimum payload in kg} \geq 10 * (n + L)$$

Whereby the following applies: "n" = maximum number of passengers plus the driver and "L" = total length of vehicle in metres (including decimal places).

For a motorhome with a length of 7 m and 4 approved seats (including the driver), the minimum payload is 10 kg * (4 + 7) = 110 kg, for example.

When you are configuring your motorhome, please note that the payload must not fall below the minimum.

To ensure that the minimum payload is adhered to, there is a maximum combination of additional equipment which can be ordered for each vehicle model. In the above-mentioned example with a minimum payload of 110 kg, the gross weight of the additional equipment for a vehicle with four approved seats (including the driver) and a weight in running order of 2,900 kg should be a maximum of 265 kg:

3,500 kg	Technically permissible gross vehicle weight
- 2,900 kg	Weight in running order
- 3 x 75 kg	Weight of passengers
- 110 kg	Minimum payload
= 265 kg	Additional equipment

Please note that this calculation is based on the standard value specified in the type approval procedure for the weight in running order, without taking into account the permissible weight deviations for the weight in running order (see section 2). If the maximum permissible value for the additional equipment of 265 kg (in the example) is almost or completely exhausted, an upward deviation of the weight in running order can therefore result in the minimum payload of 110 kg being complied with mathematically based on the standard value of the weight in running order, but without an actual corresponding available payload option.

Here, too, is a sample calculation for a vehicle with four permitted seats, whose actual weighed weight in running order is 1% above the nominal value:

3,500 kg	Technically permissible gross vehicle weight
- 2,929 kg	Actual weight of the vehicle in running order (+ 1% compared to the 2,900 kg specified in the sales documents)
- 3 x 75 kg	Weight of passengers
- 265 kg	Weight of additional equipment
= 81 kg	Actual available payload (< minimum payload of 110 kg); in this example, the minimum payload is therefore undershot by 29 kg

In order to avoid falling below the minimum payload, the weight of additional equipment which can be ordered is reduced by the manufacturer depending on the layout. This limit on additional equipment should ensure that the minimum payload, i.e. the legally prescribed free weight for luggage and other accessories in vehicles delivered by the manufacturer is actually available for the vehicle payload.

Due to the production process, the actual weight of the specific vehicle is only ascertained when weighed at the end of the production line, which means it cannot be fully ruled out that in exceptional cases, despite this limit on additional equipment, situations can arise in which the minimum payload is not guaranteed at the end of the production line. In order to ensure the minimum payload in these cases, the manufacturer will collaborate with you and your dealer before delivery of the vehicle to check if the vehicle's technically permissible gross weight has been increased, if the permitted number of seats has been reduced, or if additional equipment has been removed to reduce the weight, so that you are delivered a vehicle that provides you with the legal minimum payload. The specification of the weight of additional equipment defined by the manufacturer can be found in our sales documents (e.g. in the price lists.).

Illustration in the price list:

Article no.		€ incl. 21% DPH	kg
Fiat Ducato chassis			
310050	Engine 140 HP / 103 kW, Euro 6e, f35 light, manual transmission	Standard	-
310051	Engine 140 HP / 103 kW, Euro 6e, f35 light, 8-speed automatic torque converter ^{26) 37)*}	-	-
310055	Engine 180 HP / 132 kW, Euro 6e, f35 light, 8-speed automatic torque converter ^{26) 37)*}	4.586	-
310067	Engine 140 HP / 103 kW, Euro VIe, f40 heavy, manual transmission ^{26) 37)}	Standard	-
310068	Engine 140 HP / 103 kW, Euro VIe, f40 heavy, 8-speed automatic torque converter ^{26) 37)*}	-	-
310071	Engine 180 HP / 132 kW, Euro VIe, f40 heavy, 8-speed automatic torque converter ^{26) 37)*}	4.586	-
210338	Fiat 10.1" multimedia system incl. sat nav, motorhome route guidance and DAB+ ^{47)*}	1.474	1
331615	Fiat full LED headlights ⁴⁹⁾	1.373	-
310605	90-litre fuel tank	122	23
410281	Driver's cab exterior colour Black Metallic	1.118	-

The extra weight of additional equipment (all equipment parts not included in the standard equipment) increases the actual weight of the vehicle (= weight in running order plus the selected additional equipment) and reduces the payload. The specified value shows the additional weight compared to the standard equipment for the respective floor plan. The total weight of the selected additional equipment (equipment packages, special equipment and options) must not exceed the maximum weight for additional equipment specified by the manufacturer.

6. HOW TOLERANCES IN THE WEIGHT IN RUNNING ORDER AFFECT THE PAYLOAD

Regardless of the minimum payload, you should also note that unavoidable production-related fluctuations in the weight in running order have an effect on the remaining available payload:

If you order our example vehicle (see section 5) with additional equipment with a gross weight of 150 kg, the calculated payload is 225 kg based on the default value for the weight in running order. Due to the tolerances, the payload that is actually available may deviate from this value and may be higher or lower. If the weight of your vehicle in running order is about 1% higher than the weight specified in the sales documents, the available payload is reduced from 225 kg to 196 kg:

3,500 kg	Technically permissible gross vehicle weight
- 2,929 kg	Actual weight of the vehicle in running order (+ 1% compared to the 2,900 kg specified in the sales documents)
- 3 x 75 kg	Weight of passengers
- 150 kg	Additional equipment ordered for the specifically configured vehicle
= 196 kg	Actual available payload

In order to ensure that the calculated payload is actually available, you should therefore take into account the possible and permissible tolerances for the weight in running order as a precaution when selecting and configuring your vehicle. In addition, we strongly recommend that the loaded motorhome is weighed on a non-automatic weighing scales before each journey and that the technically permissible gross vehicle weight and the technically permissible gross weight on the axle are complied with, taking into account the individual weight of the passengers.



More information available online!

www.malibu-carthago.com

MORE OF EVERYTHING AS STANDARD



MOST STORAGE SPACE IN ITS CLASS

- Double floor with huge, heated storage compartment, usable height up to 55.5 cm, external access via several large hatches (depending on model)
- Central through-loading space (interior height 22 cm) with extra-low storage compartment (usable height 46 cm) depending on model
- Underfloor heating effect: Heat storage in the insulated double-floor



PREMIUM BODY CONSTRUCTION

- Chassis with ultra-sturdy connections via form-fitted and bonded frame members (roof-wall / floor-wall)
- Protection from hailstones, stone chippings and moisture thanks to GRP on roof and underside of floor
- Exclusive side wall / curved roof
- 10-year water ingress guarantee as standard
- Easy to repair in the event of damage thanks to 4-part rear panel frame and segmented side skirts (depending on model)



OUTSTANDING DRIVER'S CAB VISIBILITY CONCEPT (A-CLASS)

- Dashboard slopes steeply towards front, low panoramic windscreen for early view of road surface
- Top test result for view of road surface after just 2.77 m in Fiat Ducato



HIGH-QUALITY FURNITURE DESIGN

- Double-connection technology: Furniture is screwed together and mortised
- High-quality and robust metal hinges

	AC	LP
I-T Base vehicle		
Fiat Ducato flat frame		
Engine: Diesel 2.2 l Multijet 3 with AdBlue (19 l), 140 HP / 104 kW, 4 cylinders, 350 Nm, 6-speed transmission, front-wheel drive	X	X
Engine: Diesel 2.2 l Multijet 3 with AdBlue (19 l), 140 HP / 103 kW, 4 cylinders, 350 Nm, 8-speed automatic torque converter , front-wheel drive (A-Class 441 KB-LE)	X	-
Engine: Diesel 2.2 l Multijet 3 with AdBlue (19 l), 180 HP / 132 kW, 4 cylinders, 350 Nm, 8-speed automatic torque converter , front-wheel drive (A-Class Comfort 4.2 t models)	X	-
All-weather tyres (M+S)	X	X
Start / Stop system	X	X
60-litre fuel tank	X	X
LED daytime driving lights (Malibu A-Class)	X	-
Daytime driving lights integrated in headlights	-	X
Mud flaps on front axle	X	-
Side wind assistant, cruise control, ABS, ESP, ASR, electronic immobiliser, hill hold control, hill descent control, traction plus, trailer stability control, collision braking system	X	X
Driver / passenger airbag ¹⁹⁾	X	X
Manual air-conditioning system	X	X
Glove compartment (Malibu A-Class)	X	-
Cup holder (Malibu Low-Profile)	-	X
Fix & Go repair kit	X	X
Mercedes-Benz Sprinter with AL-KO low frame		
Engine: Diesel 2.0 l with AdBlue (22 l), 150 HP / 110 kW, 4 cylinders, 330 Nm, Euro VI E, 6-speed transmission, front-wheel drive	X	X
Malibu special (Comfort 4.2 t models) or special light (Lightweight 3.5 t models) AL-KO low frame	X	X
All-weather tyres (M+S)	X	X
16-inch steel wheels	X	X

	AC	LP
65-litre fuel tank (Mercedes-Benz Sprinter)	X	X
LED daytime driving lights	X	-
Daytime driving lights integrated in headlights	-	X
Mud flaps on front and rear axle	X	-
Mud flaps on rear axle	-	X
Start / Stop system	X	X
Keyless Start incl. Start/Stop button	X	X
Driver / passenger airbag ¹⁾	X	X
Side wind assistant, hill hold control, ABS, ASR, EBV, ESP	X	X
Active brake assistant and active driver drowsiness detection	X	X
Driver and passenger cup holders, glove compartment on passenger's side	X	X
Hinged lid for storage compartment	X	X
Automatic driving light control	X	X
Mercedes-Benz emergency call system, breakdown management	X	X
Fleece battery 12 V / 92 Ah	X	X
Electric hot air auxiliary heating in driver's cab	X	X
Fix & Go repair kit	X	X

Malibu body construction

10-year water ingress guarantee	X	X
Wood-free bodywork with GRP roof and floor covering	X	X
Roof/wall connection via curved roof and frame members	X	X
Roof system rails at side with rainwater deflection function	X	X
Side walls and rear wall with aluminium exterior	X	X
RTM hard foam insulating core in roof, floor and side wall	X	X
Floor connected to side wall via aluminium frame members glued over their entire surface	X	X
Total wall and roof thickness 33 mm	X	X
Exterior hatches made from original side wall material "Malibu Isoplus"	X	X
Internal/external flap seal, outer seal for water spray protection	X	X
Exterior hatches and main cabin door with internal hinges	X	X
Fuel tank flap flush-mounted in side wall (Malibu A-Class)	X	-
Segmented side skirts made from aluminium profile	X	X
4-part rear frame with separate rear bumper (441 KB-LE, 430 KB-LE, 460 KB-LE, 500 RB-QB)	X	X
Dynamic design rear with separate rear bumper (450 RB-LE, 490 RB-LE)	X	X
Seitz S4 main cabin window, double frame with insulated glazing and no thermal bridge, insect screen roller blind and pleated blackout blind	X	X
Main cabin door with door limiter and door window	X	X
LED exterior light above main cabin door with rain deflector	X	X
Electrically extending entrance step for main cabin door with warning buzzer	X	X

Driver's cab concept (Malibu A-Class)

Dashboard slopes steeply towards front, view of road surface after 2.77 m (Fiat Ducato) or 3.77 m (Mercedes-Benz Sprinter)	X	-
Front mask in GRP, with double-shell insulation	X	-
Driver's cab door with security double locking, electric windows, rain gutter	X	-
Soundproofing for engine compartment	X	-
Aguti driver's and passenger's comfort seats in same material as living area, with integrated seat belts, rotatable, padded armrests	X	-
Dashboard with practical sideboard, as well as pre-wiring for integrated reversing camera monitor and bottle holder	X	-
"Malibu best view" heated and adjustable bus mirror with black housing	X	-

	AC	LP
Driver's cab concept (Malibu Low-Profile)		
Electrically adjustable and heated rear view wing mirrors	-	X
T-pod in GRP	-	X
Driver's and passenger's comfort seats in same material as living area, rotatable, with padded armrests (Fiat Ducato)	-	X
Aguti driver's and passenger's comfort seats in same material as living area, rotatable, padded armrests (Mercedes-Benz Sprinter)	-	X
Large, all-round overhead storage cabinets with front flap above driver's cab	-	X
Double floor storage compartment		
Usable height up to 48 cm (Fiat Ducato) or 55.5 cm (Mercedes-Benz Sprinter)	X	X
Heated and illuminated through-loading storage compartment	X	X
Exterior access via several large hatches	X	X
Interior access via L-shaped lounge seating area, swing-up (A-Class 490 RB-LE, A-Class 500 RB-QB models) or fold-up side bench seat (not 441 KB-LE model) as well as via large living area floor hatch in entrance and kitchen area	X	X
Central through-loading storage compartment (interior height: Fiat Ducato 17 cm, Mercedes-Benz Sprinter 22 cm) with lowered storage compartment (not 441 KB-LE) (useful height: Fiat Ducato 39 cm, Mercedes-Benz Sprinter 46 cm)	X	X
Heated scooter garage		
Scooter garage load capacity up to 250 kg (Fiat Ducato) or 350 kg (Mercedes-Benz Sprinter)	X	X
Large garage door on passenger's side, additional door on driver's side	X	X
Garage floor with GRP on top and bottom, anti-slip coating	X	X
With all-around frost-proof insulation and heating	X	X
Lashing system via aluminium frame member, including eight lashing eyes	X	X
Interior design		
Bellagio World of Style: Noble Cherry furniture finish with overhead cabinet doors in two-tone look with high-gloss ivory	X	X
Living area		
L-shaped lounge seating area with side bench seat (441 KB-LE model with pull-out side seat), two 3-point safety belts in direction of travel including neck supports	X	X
Seat padding with multilayer premium foam core and back support function	X	X
360° living area table, rotatable using a foot pedal and movable in two directions	X	X
Wall cladding behind side seat (not model 441 KB-LE)	X	X
Curtain system including removable decorative curtain	X	X
Swivel-out shoe cabinet with holding system in base of seat bench, including LED accent light	X	X
Double connection technology: Furniture parts screwed together and mortised	X	X
Hatches with soft-close mechanism	X	X
Kitchen		
Kitchen countertop as visual room divider and additional worktop (450 RB-LE, 460 KB-LE, 490 RB-LE, 500 RB-QB models)	X	X
Kitchen worktop with scratch-proof slate finish, illuminated from underneath with LED accent light	X	X
3-ring hob with divided glass cover (one-piece in 441 KB-LE, 430 KB-LE models) with robust enamelled wire pan support and stainless steel base (Lightweight 3.5 t models)	X	X
3-ring hob with divided glass cover (one-piece in 441 KB-LE, 430 KB-LE models) with robust cast iron pan support and glass base (Comfort 4.2 t models)	X	X
Slim tower fridge with door opening on both sides, with separate freezer compartment, automatic energy source selection 12 V / 230 V / gas operation (not 490 RB-LE, 500 RB-QB models)	X	X
Large fridge with door opening on both sides, with separate freezer compartment, automatic energy source selection 12 V / 230 V / gas operation (490 RB-LE, 500 RB-QB models)	X	X
Kitchen units with deep drawers and wooden cutlery insert	X	X
Separate waste bin in separate hygiene area	X	X
"Easy glide" drawers with roller slides and soft-close mechanism	X	X
Kitchen rear wall in cream decorative glass	X	X
Round stainless steel sink flush-mounted in worktop with multifunctional sink cover including wall holder for worktop extension	X	X
Water tap in metal design at practical pot height	X	X

	AC	LP
Bathroom Changing room		
Changing room & room partitioning		
Changing room with lockable washroom / luxury washroom door to living area	X	X
Solid wood sliding door in front of sleeping area (450 RB-LE Comfort 4.2 t, 490 RB-LE models)	X	X
Pull-out TV wall and room divider in front of sleeping area (500 RB-QB model)	X	X
Separate wardrobe with LED lighting, clothes rail and shelf (460 KB-LE model)	X	X
Vario swivelling washroom (441 KB-LE model)		
Interior swivelling wall with large mirror and washbasin	X	-
“One level” flush-mounted shower access	X	-
Shower head height-adjustable on chrome rail	X	-
Mini-Heki skylight	X	-
Shower area with folding shower door which also functions as privacy screen when changing room is open	X	-
Wooden toilet lid	X	-
Combination bathroom with round shower that can be divided off (430 KB-LE, 460 KB-LE models)		
Towel rail above round shower	X	X
Shower head height-adjustable on chrome rail	X	X
Mini-Heki skylight	X	X
Wash stand base unit with toilet roll holder, mirrored storage cabinet	X	X
Luxury washroom (450 RB-LE, 490 RB-LE, 500 RB-QB)		
“One level” flush-mounted shower access	X	X
Towel rail above round shower	X	X
Shower insert in same design as living area floor, removable for showering	X	X
Shower head height-adjustable on chrome rail	X	X
Mini-Heki skylight in washroom	X	X
Roof light in shower room	X	X
Wash stand base unit with toilet roll holder, mirrored storage cabinet	X	X
Sleeping		
Drop-down bed above driver's cab (Malibu A-Class)		
Slatted frame and high-quality mattress	X	-
Extra-low positioning of the bed: Access via side seat	X	-
Wobble-free support when lowered, bookshelf and LED spotlights	X	-
Dividing curtain between drop-down bed and living area	X	-
Fixed beds in rear		
7-zone, high-quality cold foam mattress	X	X
Two-part heated and ventilated slatted frame	X	X
Mini-Heki skylight	X	X
Raisable head section	X	X
Lengthways single beds		
Fixed access steps (Lightweight 3.5 t models)	X	X
Pull-out access steps including lying surface extension and additional cushion (Comfort 4.2 t models)	X	X
All-around overhead storage cabinets	X	X
Wardrobes beneath the beds, lowered into the double floor (model-dependent), with lift function and divided mattress	X	X
Shelves for wardrobe under lengthways single bed (Comfort 4.2 t models)	X	X

	AC	LP
On-board utilities		
Water		
Fresh water and waste water tank in heated double floor, cleaning opening in scooter garage or via living area floor hatch	X	X
Central water drain in central double floor	X	X
Low-maintenance pressurised water pump system	X	X
Gas		
External low-level gas bottle compartment (450 RB-LE, 460 KB-LE, 490 RB-LE, 500 RB-QB models)	X	X
441 KB-LE, 430 KB-LE models: Gas bottle compartment in rear area, accessible via separate gas compartment door	X	X
Holds 2 x 11 kg gas bottles	X	X
Gas stopcocks in kitchen area	X	X
Electrical system		
18 A automatic charger, electronic control, automatic switch-off when voltage too low, including starter battery charging	X	X
Electrical centre under driver's seat (Fiat Ducato) or in double floor behind driver's seat (Mercedes-Benz Sprinter)	X	X
1 x 80 Ah gel battery under driver's seat (Fiat Ducato) under passenger's seat (Mercedes-Benz Sprinter)	X	X
On-board control panel behind technical panel above main entrance door	X	X
230 V sockets in kitchen, bathroom and entrance area	X	X
12 V socket in driver's cab	X	X
Double USB socket in driver's cab	X	X
Living area lighting		
Numerous LED spotlights above L-shaped lounge seating area, integrated in the ceiling canopy, rear bed area	X	X
Light control via main switch in entrance area	X	X
Work light and ambient lighting can be switched on separately	X	X
Heating technology		
Hot air outlets in living area, double floor, scooter garage and main cabin door entrance	X	X
Dashboard with targeted heating with panel heating effect (Malibu A-Class)	X	-
Hot air outlets in driver's cab, dashboard front, door entrance (Malibu A-Class)	X	-
Underfloor heating effect due to heated climate storage double floor	X	X

Malibu Motorhomes

Malibu Motorhomes come in two different weight and equipment variants.

For you, the customer, this provides you with clarity in terms of finding a model that suits your needs.



If you prefer lightweight vehicles that meet the requirements of the 3.5 t class, and that can be driven with an EU category B driver's license, our **Lightweight 3.5 t models** are the perfect choice. These combine innovative lightweight construction with Malibu's unique features.



However, if you not limited to the 3.5 t weight class and want the maximum level of comfort, then our **Comfort 4.2 t models** are just what you need. The huge payload reserves and unparalleled comfort of these fully-equipped motorhomes leave nothing to be desired.

To make choosing the right model as easy as possible, you can find an explanation of the differences in equipment between the Lightweight 3.5 t and the Comfort 4.2 t models below.

Lightweight 3.5 t	Comfort 4.2 t	Optional for Lightweight 3.5 t
Fiat Ducato base vehicle		
Fiat Ducato with technically permissible gross vehicle weight of 3,500 kg	Fiat Ducato with technically permissible gross vehicle weight of 4,250 kg	
Standard 60-litre fuel tank	Standard 60-litre fuel tank, 90-litre fuel tank available in Chassis package	○
Mercedes-Benz Sprinter chassis		
Mercedes-Benz Sprinter with technically permissible gross vehicle weight of 3,500 kg with malibu light AL-KO low frame	Mercedes-Benz Sprinter with technically permissible gross vehicle weight of 4,200 kg with malibu AL-KO low frame	
Standard 65-litre fuel tank	Standard 60-litre fuel tank, 92-litre fuel tank available in Chassis package	○
Body		
Double floor exterior access via storage compartment hatch in front of XL main cabin door (Depending on model)	Double floor exterior access via storage compartment hatch in front of XL main cabin door and additional, lowered exterior storage compartment behind XL main cabin door (Depending on model)	○
Driver's cab		
Overhead storage cabinet at side with front flap below drop-down bed on driver's side	Overhead storage cabinet at side with front flap below drop-down bed on driver's and passenger's side	
Washroom		
Large washroom with modern countertop washbasin, large wall mirror and additional storage cabinet (only 450 RB-LE model)	Large washroom with extra-large, all-around mirror cabinet and large, flush-mounted washbasin	
Wash stand base unit with toilet roll holder	Wash stand base unit with toilet roll holder and laundry basket*	
Kitchen		
3-ring hob with one-piece or two-piece glass cover (depending on model), enamelled wire pan support and stainless steel base**	3-ring hob with one-piece or two-piece glass cover (depending on model), cast iron pan support and glass base**	
Multifunctional sink cover including wall holder for worktop extension	Multifunctional sink cover including wall holder for worktop extension and chopping board function	●
Sleeping area incl. wardrobes		
Convenient access step for lengthways single beds	Pull-out lightweight access steps including lying surface extension with additional cushion for lengthways single beds	●
Wardrobes beneath lengthways single beds, lowered into the double floor, with lift function and divided mattress	Wardrobes with shelf beneath lengthways single beds, lowered into the double floor, with lift function and divided mattress	●
Utilities		
90 Ah lithium-ion battery with battery computer, included in Comfort package	80 Ah gel battery as standard	

* Laundry basket only available with luxury bathroom layouts

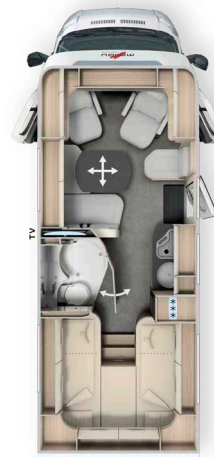
** Hob cover two pieces in corner kitchens, single piece in side kitchens



Please carefully read the legal notes concerning weight-related information on pages 2-5 before concluding the contract!




Alternatively, you can scan the QR code, and you will also receive all of the important information on the subject of weight!




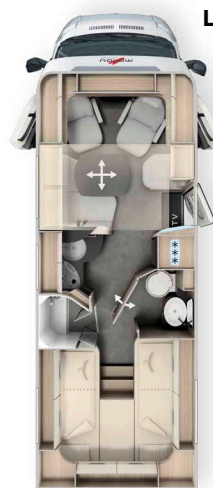
	T 430 KB-LE	
	Lightweight 3.5 t Fiat Ducato	Comfort 4.2 t Fiat Ducato
Standard chassis	Low frame 35 light	Low frame 40 heavy
Base engine	Diesel 2.2 l	Diesel 2.2 l
Output (kW/HP)	103 / 140	103 / 140
Transmission	6-speed manual transmission	6-speed manual transmission
length / width / height (mm) ^{16) 17) 18)}	6,900 / 2,270 / 2,970	6,900 / 2,270 / 2,970
Wheel base (mm)	3,800	3,800
Double floor height / double floor basement (mm)	170 / 390	170 / 390
Headroom in living area (mm)	1,980	1,980
Rear garage interior height (mm)	1,200	1,200
Door width / height rear garage on passenger's side (mm)	950 x 1,140	950 x 1,140
Door width / height, rear garage on driver's side (mm)	950 x 1,140	950 x 1,140
Technically permissible gross vehicle weight (kg) ²³⁾	3,500	4,250
Weight in running order (kg) ⁷⁾	2,883 (2,739 – 3,027)	2,943 (2,796 – 3,090)
Max. weight of additional equipment in series production specified by the manufacturer (kg) ¹⁴⁾	250	940
Max. towing capacity (kg) ²⁷⁾	2,000	1,800
Max. number of seats with 3-point / 2-point safety belt while driving* ²²⁾	4	4
Berths standard / optional	2 / 3	2 / 3
Rear bed dimensions (mm)	2,000 / 1,900 x 850	2,000 / 1,900 x 850
Drop-down bed dimensions (mm)*	-	-
Seating area bed conversion dimensions* (mm)	2,030 x 1,105 / 650	2,030 x 1,105 / 650
Fridge volume / of which freezer compartment (l)	133 / 12	133 / 12
Heating system	Truma Combi 6	Truma Combi 6
Fresh water volume (l) ²¹⁾	125	125
Waste water tank volume (l)	90	90
Sockets 230 V / 12 V / USB	3 / 1 / 1	3 / 1 / 1
Battery capacity (Ah)	80	80
Article no.	170140	170145
List price see supplemental sheet		

* in conjunction with special equipment

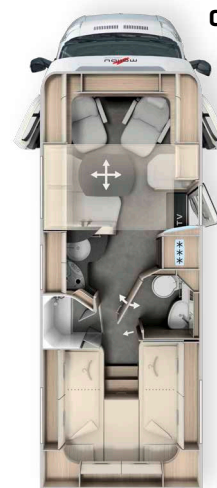
¹⁷⁾ The total vehicle width is the measurement from exterior wall to exterior wall (wheel arches on the side, approx. +70 mm)

 Please carefully read the legal notes concerning weight-related information on pages 2-5 before concluding the contract!

 Alternatively, you can scan the QR code, and you will also receive all of the important information on the subject of weight!



Lightweight 3.5 t



Comfort 4.2 t

	T 450 RB - LE			
	Lightweight 3.5 t		Comfort 4.2 t	
	Fiat Ducato	Mercedes-Benz Sprinter	Fiat Ducato	Mercedes-Benz Sprinter
Standard chassis	Low frame 35 light	AL-KO low frame 315 CDI	Low frame 40 heavy	AL-KO low frame 415 CDI
Base engine	Diesel 2.2 l	Diesel 2.0 l	Diesel 2.2 l	Diesel 2.0 l
Output (kW/HP)	103 / 140	110 / 150	103 / 140	110 / 150
Transmission	6-speed manual transmission	6-speed manual transmission	6-speed manual transmission	6-speed manual transmission
length / width / height (mm) ^{16) 17) 18)}	7,000 / 2,270 / 2,970	7,160 / 2,270 / 2,950	7,000 / 2,270 / 2,970	7,160 / 2,270 / 2,950
Wheel base (mm)	3,800	3,900	3,800	3,900
Double floor height / double floor basement (mm)	170 / 390	220 / 460	170 / 390	220 / 460
Headroom in living area (mm)	1,980	1,980	1,980	1,980
Rear garage interior height (mm)	1,200	1,200	1,200	1,200
Door width / height rear garage on passenger's side (mm)	1,050 x 1,140	1,050 x 1,140	1,050 x 1,140	1,050 x 1,140
Door width / height, rear garage on driver's side (mm)	1,050 x 1,140	1,050 x 1,140	1,050 x 1,140	1,050 x 1,140
Technically permissible gross vehicle weight (kg) ²³⁾	3,500	3,500	4,250	4,200 / 4,500*
Weight in running order (kg) ⁷⁾	2,903 (2,758 - 3,048)	2,867 (2,724 - 3,010)	2,963 (2,815 - 3,111)	2,917 (2,771 - 3,063)
Max. weight of additional equipment in series production specified by the manufacturer (kg) ¹⁴⁾	229	264	918	913
Max. towing capacity (kg) ²⁷⁾	2,000	2,000	1,800	2,000
Max. number of seats with 3-point / 2-point safety belt while driving* ²²⁾	4	4	4	4
Berths standard / optional	2 / 4	2 / 4	2 / 4	2 / 4
Rear bed dimensions (mm)	1,900 / 2,000 x 850	1,900 / 2,000 x 850	1,900 / 2,000 x 850	1,901 / 2,000 x 850
Drop-down bed dimensions (mm)*	1,710 x 1,000	1,710 x 1,000	1,710 x 1,000	1,710 x 1,000
Seating area bed conversion dimensions *(mm)	2,030 x 1,105 / 650	2,030 x 1,105 / 650	2,030 x 1,105 / 650	2,031 x 1,105 / 650
Fridge volume / of which freezer compartment (l)	133 / 12	133 / 12	133 / 12	133 / 12
Heating system	Truma Combi 6	Truma Combi 6	Truma Combi 6	Truma Combi 6
Fresh water volume (l) ²¹⁾	125	150	125	150
Waste water tank volume (l)	90	140	90	140
Sockets 230 V / 12 V / USB	3 / 1 / 1	3 / 1 / 1	3 / 1 / 1	3 / 1 / 1
Battery capacity (Ah)	80	80	80	80
Article no.	170150	170340	170155	170345

List price see supplemental sheet

* in conjunction with special equipment

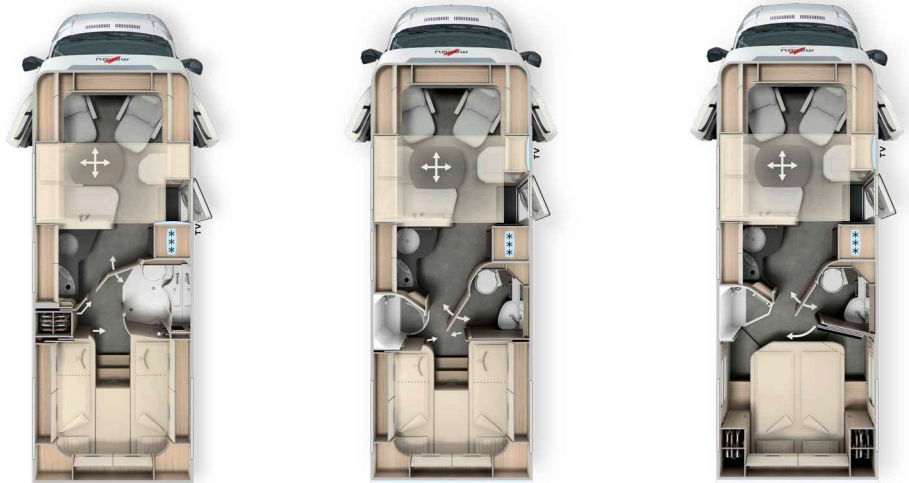
¹⁷⁾ The total vehicle width is the measurement from exterior wall to exterior wall (wheel arches on the side, approx. +70 mm)



Please carefully read the legal notes concerning weight-related information on pages 2-5 before concluding the contract!



Alternatively, you can scan the QR code, and you will also receive all of the important information on the subject of weight!



	T 460 KB-LE Comfort 4.2 t		T 490 RB-LE Comfort 4.2 t		T 500 RB-QB Comfort 4.2 t
	Fiat Ducato	Fiat Ducato	Mercedes-Benz Sprinter	Fiat Ducato	
Standard chassis	Low frame 40 heavy	Low frame 40 heavy	AL-KO low frame 415 CDI	Low frame 40 heavy	
Base engine	Diesel 2.2 l	Diesel 2.2 l	Diesel 2.0 l	Diesel 2.2 l	
Output (kW/HP)	103 / 180	103 / 180	110 / 150	103 / 180	
Transmission	6-speed manual transmission	6-speed manual transmission	6-speed manual transmission	6-speed manual transmission	
length / width / height (mm) ^{16) 17) 18)}	7,200 / 2,270 / 2,970	7,345 / 2,270 / 2,970	7,500 / 2,270 / 2,950	7,430 / 2,270 / 2,970	
Wheel base (mm)	4,035	4,035	4,243	4,035	
Double floor height / double floor basement (mm)	170 / 390	170 / 390	220 / 460	170 / 390	
Headroom in living area (mm)	1,980	1,980	1,980	1,980	
Rear garage interior height (mm)	1,200	1,200	1,200	1,120 / 1,240**	
Door width / height rear garage on passenger's side (mm)	1,050 x 1,140	1,050 x 1,140	1,050 x 1,140	1,050 x 1,140	
Door width / height, rear garage on driver's side (mm)	1,050 x 1,140	1,050 x 1,140	1,050 x 1,140	1,050 x 1,140	
Technically permissible gross vehicle weight (kg) ²³⁾	4,250	4,250	4,200 / 4,500*	4,250	
Weight in running order (kg) ⁷⁾	3,073 (2,919 - 3,227)	3,143 (2,986 - 3,300)	3,107 (2,952 - 3,262)	3,143 (2,986 - 3,300)	
Max. weight of additional equipment in series production specified by the manufacturer (kg) ¹⁴⁾	805	733	718	732	
Max. towing capacity (kg) ²⁷⁾	1,800	1,800	2,000	1,800	
Max. number of seats with 3-point / 2-point safety belt while driving* ²²⁾	4	4	4	4	
Berths standard / optional	2 / 4	2 / 4	2 / 4	2 / 4	
Rear bed dimensions (mm)	2,000 / 1,900 x 850	2,040 / 1,950 x 850	2,040 / 1,950 x 850	1,950 x 1,450	
Drop-down bed dimensions (mm)*	2,030 / 1,775 x 1,000	1,890 / 1,700 x 1,100	1,890 / 1,700 x 1,100	1,890 / 1,700 x 1,100	
Seating area bed conversion dimensions *(mm)	2,030 x 1,105 / 650	1,920 x 1,125 / 650	1,920 x 1,125 / 650	1,920 x 1,125 / 650	
Fridge volume / of which freezer compartment (l)	133 / 12	153 / 29	153 / 29	153 / 29	
Heating system	Truma Combi 6	Truma Combi 6	Truma Combi 6	Truma Combi 6	
Fresh water volume (l) ²¹⁾	125	125	150	125	
Waste water tank volume (l)	90	90	140	90	
Sockets 230 V / 12 V / USB	3 / 1 / 1	3 / 1 / 1	3 / 1 / 1	3 / 1 / 1	
Battery capacity (Ah)	80	80	80	80	
Article no.	170120	170160	170350	170170	
List price see supplemental sheet					

* in conjunction with special equipment

* with optional Pedelec scooter garage

¹⁷⁾ The total vehicle width is the measurement from exterior wall to exterior wall (wheel arches on the side, approx. +70 mm)



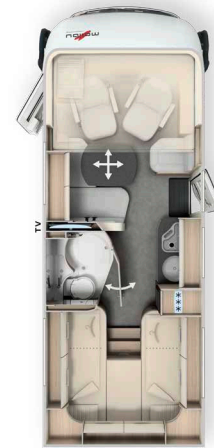
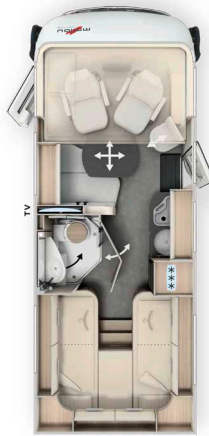
Please carefully read the legal notes concerning weight-related information on pages 2-5 before concluding the contract!



Alternatively, you can scan the QR code, and you will also receive all of the important information on the subject of weight!



Comfort 4.2 t models on Fiat Ducato chassis:
Engine 180 HP incl. 8-speed automatic torque converter as standard



	A-Class 441 KB-LE	A-Class 430 KB-LE	
	Lightweight 3.5 t	Lightweight 3.5 t	Comfort 4.2 t
	Fiat Ducato	Fiat Ducato	Fiat Ducato
Standard chassis	Low frame 35 light	Low frame 35 light	Low frame 40 heavy
Base engine	Diesel 2.2 l	Diesel 2.2 l	Diesel 2.2 l
Output (kW/HP)	103 / 140	103 / 140	132 / 180
Transmission	8-speed automatic torque converter	6-speed manual transmission	8-speed automatic torque converter
length / width / height (mm) ^{16) 17) 18)}	6,675 / 2,270 / 2,970	6,960 / 2,270 / 2,970	6,960 / 2,270 / 2,970
Wheel base (mm)	3,450	3,800	3,800
Double floor height / double floor basement (mm)	170 / 170	170 / 390	170 / 390
Headroom in living area (mm)	1,980	1,980	1,980
Rear garage interior height (mm)	1,200	1,200	1,200
Door width / height rear garage on passenger's side (mm)	1,050 x 1,140	950 x 1,140	950 x 1,140
Door width / height, rear garage on driver's side (mm)	950 x 1,440	950 x 1,140	950 x 1,140
Technically permissible gross vehicle weight (kg) ²³⁾	3,500	3,500	4,250
Weight in running order (kg) ⁷⁾	2,993 (2,843 - 3,143)	2,973 (2,824 - 3,122)	3,043 (2,891 - 3,195)
Max. weight of additional equipment in series production specified by the manufacturer (kg) ¹⁴⁾	141	159	838
Max. towing capacity (kg) ²⁷⁾	2,000	2,000	1,800
Max. number of seats with 3-point / 2-point safety belt while driving* ²²⁾	4	4	4
Berths standard / optional	4 / 4	4 / 5	4 / 5
Rear bed dimensions (mm)	2,000 / 1,900 x 850	2,000 / 1,900 x 850	2,000 / 1,900 x 850
Drop-down bed dimensions (mm)	1,950 x 1,600	1,950 x 1,600	1,950 x 1,600
Seating area bed conversion dimensions *(mm)	-	2,030 x 1,105 / 650	2,030 x 1,105 / 650
Fridge volume / of which freezer compartment (l)	133 / 12	133 / 12	133 / 12
Heating system	Truma Combi 6	Truma Combi 6	Truma Combi 6
Fresh water volume (l) ²¹⁾	125	125	125
Waste water tank volume (l)	90	90	90
Sockets 230 V / 12 V / USB	3 / 1 / 1	3 / 1 / 1	3 / 1 / 1
Battery capacity (Ah)	80	80	80
Article no.	170250	170240	170245
List price see supplemental sheet			

* in conjunction with special equipment

¹⁷⁾ The total vehicle width is the measurement from exterior wall to exterior wall (wheel arches on the side, approx. +70 mm)



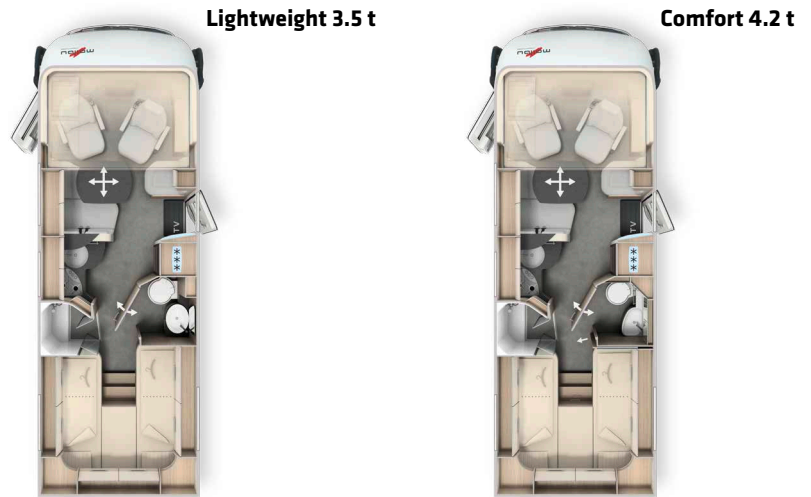
Please carefully read the legal notes concerning weight-related information on pages 2-5 before concluding the contract!



Alternatively, you can scan the QR code, and you will also receive all of the important information on the subject of weight!



Comfort 4.2 t models on Fiat Ducato chassis:
Engine 180 HP incl. 8-speed automatic torque converter as standard



	A-Class 450 RB-LE			
	Lightweight 3.5 t		Comfort 4.2 t	
	Fiat Ducato	Mercedes-Benz Sprinter	Fiat Ducato	Mercedes-Benz Sprinter
Standard chassis	Low frame 35 light	AL-KO low frame 315 CDI	Low frame 40 heavy	AL-KO low frame 415 CDI
Base engine	Diesel 2.2 l	Diesel 2.0 l	Diesel 2.2 l	Diesel 2.0 l
Output (kW/HP)	103 / 140	110 / 150	132 / 180	110 / 150
Transmission	6-speed manual transmission	6-speed manual transmission	8-speed automatic torque converter	6-speed manual transmission
length / width / height (mm) ^{16) 17) 18)}	7,050 / 2,270 / 2,970	7,180 / 2,270 / 2,950	7,050 / 2,270 / 2,970	7,180 / 2,270 / 2,950
Wheel base (mm)	3,800	3,900	3,800	3,900
Double floor height / double floor basement (mm)	170 / 390	220 / 460	170 / 390	220 / 460
Headroom in living area (mm)	1,980	1,980	1,980	1,980
Rear garage interior height (mm)	1,200	1,200	1,200	1,200
Door width / height rear garage on passenger's side (mm)	1,050 x 1,140	1,050 x 1,140	1,050 x 1,140	1,050 x 1,140
Door width / height, rear garage on driver's side (mm)	1,050 x 1,140	1,050 x 1,140	1,050 x 1,140	1,050 x 1,140
Technically permissible gross vehicle weight (kg) ²³⁾	3,500	3,500	4,250	4,200 / 4,500*
Weight in running order (kg) ⁷⁾	2,993 (2,843 - 3,143)	3,007 (2,857 - 3,157)	3,063 (2,910 - 3,216)	3,057 (2,904 - 3,210)
Max. weight of additional equipment in series production specified by the manufacturer (kg) ¹⁴⁾	137	122	817	771
Max. towing capacity (kg) ²⁷⁾	2000	2000	1800	2000
Max. number of seats with 3-point / 2-point safety belt while driving* ²²⁾	4	4	4	4
Berths standard / optional	4 / 5	4 / 5	4 / 5	4 / 5
Rear bed dimensions (mm)	1,900 / 2,000 x 850	1,900 / 2,000 x 850	1,900 / 2,000 x 850	1,900 / 2,000 x 850
Drop-down bed dimensions (mm)	1,950 x 1,600	1,950 x 1,600	1,950 x 1,600	1,950 x 1,600
Seating area bed conversion dimensions *(mm)	2,030 x 1,105 / 650	2,030 x 1,105 / 650	2,030 x 1,105 / 650	2,030 x 1,105 / 650
Fridge volume / of which freezer compartment (l)	133 / 12	133 / 12	133 / 12	133 / 12
Heating system	Truma Combi 6	Truma Combi 6	Truma Combi 6	Truma Combi 6
Fresh water volume (l) ²¹⁾	125	150	125	150
Waste water tank volume (l)	90	140	90	140
Sockets 230 V / 12 V / USB	3 / 1 / 1	3 / 1 / 1	3 / 1 / 1	3 / 1 / 1
Battery capacity (Ah)	80	80	80	80
Article no.	170238	170450	170235	170455

List price see supplemental sheet

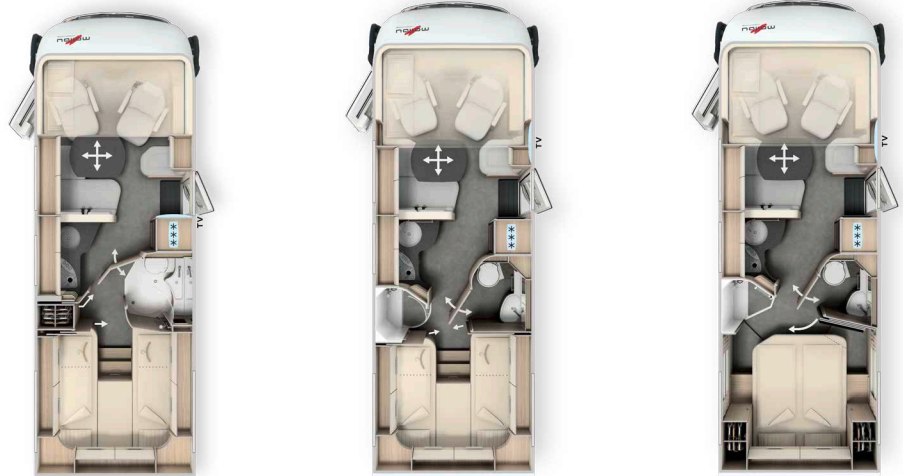
* in conjunction with special equipment

¹⁷⁾ The total vehicle width is the measurement from exterior wall to exterior wall (wheel arches on the side, approx. +70 mm)

 Please carefully read the legal notes concerning weight-related information on pages 2-5 before concluding the contract!!

 Alternatively, you can scan the QR code, and you will also receive all of the important information on the subject of weight!

 Comfort 4.2 t models on Fiat Ducato chassis:
Engine 180 HP incl. 8-speed automatic torque converter as standard



	A-Class 460 KB-LE Comfort 4.2 t		A-Class 490 RB-LE Comfort 4.2 t		A-Class 500 RB-QB Comfort 4.2 t
	Fiat Ducato	Fiat Ducato	Mercedes-Benz Sprinter	Fiat Ducato	Fiat Ducato
Standard chassis	Low frame 40 heavy	Low frame 40 heavy	AL-KO low frame 415 CDI	Low frame 40 heavy	Low frame 40 heavy
Base engine	Diesel 2.2 l	Diesel 2.2 l	Diesel 2.0 l	Diesel 2.2 l	Diesel 2.2 l
Output (kW/HP)	132 / 180	132 / 180	110 / 150	132 / 180	132 / 180
Transmission	8-speed automatic torque converter	8-speed automatic torque converter	6-speed manual transmission	8-speed automatic torque converter	8-speed automatic torque converter
length / width / height (mm) ^{16) 17) 18)}	7,250 / 2,270 / 2,970	7,395 / 2,270 / 2,970	7,520 / 2,270 / 2,950	7,480 / 2,270 / 2,970	7,480 / 2,270 / 2,970
Wheel base (mm)	4,035	4,035	4,243	4,035	4,035
Double floor height / double floor basement (mm)	170 / 390	170 / 390	220 / 460	170 / 390	170 / 390
Headroom in living area (mm)	1,980	1,980	1,980	1,980	1,980
Rear garage interior height (mm)	1,200	1,200	1,200	1,120 / 1,240**	1,120 / 1,240**
Door width / height rear garage on passenger's side (mm)	1,050 x 1,140	1,050 x 1,140	1,050 x 1,140	1,050 x 1,100	1,050 x 1,100
Door width / height, rear garage on driver's side (mm)	1,050 x 1,140	1,050 x 1,140	1,050 x 1,140	1,050 x 1,100	1,050 x 1,100
Technically permissible gross vehicle weight (kg) ²³⁾	4,250	4,250	4,200 / 4,500*	4,250	4,250
Weight in running order (kg) ⁷⁾	3,213 (3,052 - 3,374)	3,263 (3,100 - 3,426)	3,267 (3,104 - 3,430)	3,263 (3,100 - 3,426)	3,263 (3,100 - 3,426)
Max. weight of additional equipment in series production specified by the manufacturer (kg) ¹⁴⁾	663	611	555	610	610
Max. towing capacity (kg) ²⁷⁾	1,800	1,800	2,000	1,800	1,800
Max. number of seats with 3-point / 2-point safety belt while driving* ²²⁾	4 / 5	4 / 5	4 / 5	4 / 5	4 / 5
Berths standard / optional	4 / 5	4 / 5	4 / 5	4 / 5	4 / 5
Rear bed dimensions (mm)	2,000 / 1,900 x 850	2,040 / 1,950 x 850	2,040 / 1,950 x 850	1,950 x 1,450	1,950 x 1,450
Drop-down bed dimensions (mm)	1,950 x 1,600	1,950 x 1,600	1,950 x 1,600	1,950 x 1,600	1,950 x 1,600
Seating area bed conversion dimensions* (mm)	2,030 x 1,105 / 650	1,920 x 1,125 / 650	1,920 x 1,125 / 650	1,920 x 1,125 / 650	1,920 x 1,125 / 650
Fridge volume / of which freezer compartment (l)	133 / 12	153 / 29	153 / 29	153 / 29	153 / 29
Heating system	Truma Combi 6	Truma Combi 6	Truma Combi 6	Truma Combi 6	Truma Combi 6
Fresh water volume (l) ²¹⁾	125	125	150	125	125
Waste water tank volume (l)	90	90	140	90	90
Sockets 230 V / 12 V / USB	3 / 1 / 1	3 / 1 / 1	3 / 1 / 1	3 / 1 / 1	3 / 1 / 1
Battery capacity (Ah)	80	80	80	80	80
Article no.	170220	170260	170460	170270	170270

List price see supplemental sheet

* in conjunction with special equipment

* with optional Pedelec scooter garage

¹⁷⁾ The total vehicle width is the measurement from exterior wall to exterior wall (wheel arches on the side, approx. +70 mm)

Article no.		216212	216227	216217	216226
Chassis package A-class	Weight	Lightweight 3.5 t		Comfort 4.2 t	
		Fiat	Mercedes	Fiat	Mercedes
	kg	EUR	EUR	EUR	EUR
Malibu wheel trims		81	-	81	-
Wheel trims		-	81	-	81
Tempmatik semi-automatic air conditioning system		-	3.091	-	3.091
Cruise control		Standard	549	Standard	549
Radiator grille in high-gloss black		193	193	193	193
Pre-wiring (cable set) for main cabin door central locking system		-	122	-	122
Charge booster ²⁵⁾		214	214	214	214
Electric handbrake		-	580	-	580
Front axle with increased load bearing capacity		-	498	-	498
Leather steering wheel with multifunctional buttons option (incl. leather gear stick for manual transmission)		-	458	-	458
Instrument cluster with colour display		-	580	-	580
Rain sensor		-	234	-	234
92-litre fuel tank		-	-	-	488
90-litre fuel tank		-	-	122	-
Driver's cab comfort seats with tilt and height adjustment (front/rear)		-	-	590	590
Driver's comfort seat with tilt and height adjustment, passenger's seat with tilt adjustment		437	437	-	-
Steering wheel with adjustable angle and height		-	295	-	295
Radio pre-wiring with roof antenna with DAB+, speakers (4x), DVB-T2 reception ³⁸⁾		458	458	458	458
Pioneer 6.8" radio/moniceiver incl. DAB+ ¹²⁾		661	-	661	-
MBUX 10.2" multimedia system incl. sat nav and DAB+ ⁵⁷⁾		-	4.565	-	4.565
Traffic sign assist		-	437	-	437
Total price of individual options		2.044	12.791	2.318	13.432
Package price		1.698	10.585	1.922	11.134
Your savings		346	2.206	397	2.298
Package weight in kg		15	37,5	44	68
SURCHARGE Pioneer 9" multimedia system incl. sat nav, motorhome route guidance, DAB+	1	925	-	925	-
SURCHARGE Fiat 10.1" multimedia system incl. sat nav, motorhome route guidance and DAB+*	1	1.474	-	1.474	-

*only in conjunction with Chassis Plus package for Fiat

Article no.		216232	216228	216237	216229
Chassis package low-profile	Weight	Lightweight 3.5 t		Comfort 4.2 t	
		Fiat	Mercedes	Fiat	Mercedes
	kg	EUR	EUR	EUR	EUR
Malibu wheel trims		81	-	81	-
Wheel trims		-	81	-	81
Skid plate black		92	-	92	-
Fog lights with cornering lights		254	-	254	-
Headlight frame in black		61	-	61	-
Tempmatik semi-automatic air-conditioning system		-	3.091	-	3.091
Cruise control		Standard	549	Standard	549
Driver's cab door central locking, electrically adjustable and heated rear view wing mirrors, electric windows		325	498	325	498
Pre-wiring (cable set) for main cabin door central locking system		-	122	-	122
Charge booster ²⁵⁾		214	214	214	214
Electric handbrake		-	580	-	580
Front axle with increased load bearing capacity		-	498	-	498
Leather steering wheel with multifunctional buttons option (incl. leather gear stick for manual transmission)		-	458	-	458
Steering wheel with adjustable angle and height		-	295	-	295
Instrument cluster with colour display		-	580	-	580
Rain sensor		-	234	-	234
92-litre fuel tank		-	-	-	488
90-litre fuel tank		-	-	122	-
Heat-insulating glass with band filter on windscreen		-	346	-	346
Driver's cab comfort seats with tilt and height adjustment (front/rear)		590	590	590	590
Radio pre-wiring with roof antenna with DAB+, speakers (4x), DVB-T2 reception ³⁸⁾		458	458	458	458
Pioneer 6.8" radio/moniceiver incl. DAB+ ¹²⁾		661	-	661	-
MBUX 10.2" multimedia system incl. sat nav and DAB+ ⁵⁷⁾			4.565	-	4.565
Traffic sign assist			437	-	437
Total price of individual options		2.735	13.595	2.857	14.083
Package price		2.278	11.287	2.369	11.642
Your savings		458	2.308	488	2.440
Package weight in kg		21	43,5	44	68
SURCHARGE Pioneer 9" multimedia system incl. sat nav, motorhome route guidance, DAB+	1	925	-	925	-
SURCHARGE Fiat 10.1" multimedia system incl. sat nav, motorhome route guidance and DAB+*	1	1.474	-	1.474	-

*only in conjunction with Chassis Plus package for Fiat

Article no.	216250	216255
Comfort package A-class	Lightweight 3.5 t	Comfort 4.2 t
	EUR	EUR
Malibu rear lights with LED light strip	234	234
Large garage door on driver's side	590	590
"Premium two 2.0" XL main cabin door (width 63 cm) with double locking, window blind and insect blind	539	539
Pleated front blind with honeycomb insulation and vertical operation; folding pleated blind on side windows	1.047	1.047
Midi-Heki skylight above L-shaped lounge seating area	702	702
Indirect ambient lighting in living area and kitchen with LED technology	356	356
Truma CP Plus digital control panel	102	102
90 Ah lithium-ion battery incl. battery computer instead of 80 Ah gel battery ⁵⁴⁾	905	-
SOG toilet ventilation ⁵³⁾	376	376
Waste water hose set for convenient disposal	-	122
USB socket in overhead storage cabinet above rear bed	112	112
Pre-wiring for reversing camera	-	244
Pre-wiring for solar system	-	244
Pre-wiring for satellite system	-	244
Pre-wiring for TV ⁵²⁾	-	244
Total price of individual options	4.962	5.155
Package price	3.915	4.037
Your savings	1.047	1.118
Package weight in kg	2,5	23,5

Article no.	216260	216265
Comfort package low-profile	Lightweight 3.5 t	Comfort 4.2 t
	EUR	EUR
Malibu rear lights with LED light strip	234	234
Large garage door on driver's side	590	590
"Premium two 2.0" XL main cabin door (width 63 cm) with double locking, window blind and insect blind	539	539
Driver's cab blackout system: Pleated blind on side windows and windscreen ⁹⁾	752	752
Midi-Heki skylight above L-shaped lounge seating area	702	702
Indirect ambient lighting in living area and kitchen with LED technology	356	356
Truma CP Plus digital control panel	102	102
90 Ah lithium-ion battery incl. battery computer instead of 80 Ah gel battery ⁵⁴⁾	905	-
SOG toilet ventilation ⁵³⁾	376	376
Waste water hose set for convenient disposal	-	122
USB socket in overhead storage cabinet above rear bed	112	112
Pre-wiring for reversing camera	-	244
Pre-wiring for solar system	-	244
Pre-wiring for satellite system	-	244
Pre-wiring for TV ⁵²⁾	-	244
Total price of individual options	4.667	4.860
Package price	3.752	3.894
Your savings	915	966
Package weight in kg	3.5	24.5

Article no.	216290	216300	216280
Chassis Plus package for Fiat	Low-Profile / A-Class Light-weight 3.5 t (except A-Class 441 KB-LE)	A-Class Comfort 4.2 t / A-Class 441 KB-LE Light-weight 3.5 t	Low-Profile Comfort 4.2 t; Low-Profile / A-Class Light-weight 3.5 t
	EUR	EUR	EUR
8-speed automatic torque converter	-	-	4.057
Leather steering wheel and gear knob	315	315	315
Dashboard finish: Ventilation grille in chrome	244	244	244
Fiat 16-inch alloy wheels for f35 light chassis	1.108	-	-
Fiat 16-inch alloy wheels for f40 heavy chassis / f35 in conjunction with 8-speed automatic torque converter	-	966	966
Multi-functional steering wheel (radio remote control via control buttons) ³⁹⁾	315	315	315
Driver's cab automatic air conditioning ¹⁾	549	549	549
Inductive mobile phone charging tray	346	346	346
Digital instrument cluster with colour display in dashboard	366	366	366
Electric handbrake	702	702	702
Total price of individual options	3.945	3.803	7.860
Package price	3.742	3.620	7.545
Your savings	203	183	315
Package weight in kg	14,5	-16	44 / 4**

** for T comfort 4.2 t

Article no.	216270	
Chassis Plus package for Mercedes-Benz	Weight	EUR
	kg	
9-speed TRONIC automatic transmission incl. hold function		3.549
Engine variant 170 HP / 125 kW, Euro VI E		3.040
16-inch alloy wheels (black) with all-weather tyres		1.525
THERMOTRONIC fully automatic air-conditioning system		681
Total price of individual options		8.795
Package price	13	8.399
Your savings		397

Article no.	216503	
Preparation package (only for lightweight 3.5 t)*	Weight	EUR
	kg	
Pre-wiring for reversing camera		244
Pre-wiring for solar system		244
Pre-wiring for satellite system		244
Pre-wiring for TV ⁵²⁾		244
Total price of individual options		976
Package price	5	763
Your savings		214

*For Comfort 4.2 t models, this is already included in the Comfort package

Article no.

216311

Fiat Low-Profile Driver's Assistance package (camera and radar-based)* 9)	Weight	
	kg	EUR
Active brake assistant with pedestrian and cyclist detection		✓
Active lane departure warning system		✓
Rain and light sensor		✓
Traffic sign recognition		✓
High beam assist		✓
Active cruise control		✓
Intelligent speed assistant		✓
Driver drowsiness detection		✓
Tyre pressure sensors		✓
Package price	0,5	2.156

* Driver's assistance package only in conjunction with Chassis Plus package for Fiat and Fiat 10.1" multimedia system

Article no.

212325

212321

Mercedes-Benz Low-Profile/A-Class Driver's Assistance package*	Weight	Low-Profile	A-Class
	kg	EUR	EUR
DISTRONIC active distance assist		✓	✓
Tyre pressure control system		✓	✓
Active lane departure warning system		✓	✓
High beam assist		✓	-
Package price	0	1.312	895

*only in conjunction with Chassis Plus package. Active brake assistant and active driver drowsiness detection included as standard

Article no.

213133

213153

213134

213154

Media package A-class	Weight	441 KB-LE 430 KB-LE	450 RB-LE	460 KB-LE	490 RB-LE 500 RB-QB
	kg	EUR	EUR	EUR	EUR
Reversing camera system with single lens and 7" colour monitor at side of dashboard ²⁴⁾		1.169	1.169	1.169	1.169
24" TV wall bracket in the entrance area ¹³⁾		-	-	478	-
32" TV pull-out system in side bench seat ¹³⁾		-	-	-	478
24" TV pull-out system for TV cabinet in lounge seating area ¹³⁾		478	-	-	-
32" TV wall bracket, 180° rotatable in entrance area ¹³⁾		-	478	-	-
24" Smart LED TV ⁵⁾		1.485	-	1.485	-
32" Smart LED TV ⁵⁾		-	2.013	-	2.013
Total price of individual options		3.132	3.661	3.132	3.661
Package price		2.267	2.766	2.267	2.766
Your savings		864	895	864	895
Package weight in kg		16	13	7.5	10.5
SURCHARGE 430 KB-LE: Designer TV cabinet incl. 32" Smart LED TV instead of 24" ^{5) 20)}	5,5	854	-	-	-
SURCHARGE Teleco Flatsat Classic 85 satellite system with CI Slot ¹¹⁾	15	3.020	3.020	3.020	3.020
SURCHARGE for Teleco Flatsat Easy Skew Smart 90 and twin LNB for second TV ¹¹⁾	16,5	3.203	3.203	3.203	3.203

Article no.		213143	213145	213144	213146
Media package low-profile	Weight	430 KB-LE	450 RB-LE	460 KB-LE	490 RB-LE 500 RB-QB
	kg	EUR	EUR	EUR	EUR
Reversing camera system with single lens		1.169	1.169	1.169	1.169
24" TV wall bracket in the entrance area ¹³⁾		-	-	478	-
24" TV pull-out system in side bench seat ¹³⁾		-	-	-	478
24" TV pull-out system for TV cabinet in lounge seating area ¹³⁾		478	-	-	-
32" TV wall bracket, rotatable by 180° in the entrance area ¹³⁾		-	478	-	-
24" Smart LED TV ⁵⁾		1.485	-	1.485	1.485
32" Smart LED TV ⁵⁾		-	2.013	-	-
Total price of individual options		3.132	3.661	3.132	3.132
Package price		2.267	2.766	2.267	2.267
Your savings		864	895	864	864
Package weight in kg		16	13	7.5	12
SURCHARGE 430 KB-LE: Designer TV cabinet incl. 32" Smart LED TV instead of 24" ^{5) 20)}	5	854	-	-	-
SURCHARGE Teleco Flatsat Classic 85 satellite system with CI Slot ¹¹⁾	15	3.020	3.020	3.020	3.020
SURCHARGE Teleco Flatsat Easy Skew Smart 90 and twin LNB for second TV ¹¹⁾	16,5	3.203	3.203	3.203	3.203

Article no.		210735	
Kitchen / Coffee package ⁵⁸⁾	Weight		
	kg		EUR
Inverter for 12 V to 230 V, 1,800 Watts, mains priority circuit			1.983
Capsule coffee machine with connecting kit incl. pull-out system			325
Total price of individual options			2.308
Package price		11	1.962
Your savings			346

Article no.		810632	
Living Comfort package (441 KB-LE, 430 KB-LE, 450 RB-LE) Standard for Comfort 4.2 t models	Weight		
	kg		EUR
Pull-out lightweight access steps including lying surface extension			✓
Multifunctional sink cover for worktop extension, can also be mounted on the wall			✓
Shelving beneath lengthways single beds			✓
Package price		6	661

Article no.		€ incl. 21% DPH	kg	T 430 KB-LE lightweight 3.5 t	T 430 KB-LE comfort 4.2 t	T 450 RB-LE lightweight 3.5 t	T 450 RB-LE comfort 4.2 t	T 460 KB-LE comfort 4.2 t	T 490 RB-LE comfort 4.2 t	T 500 RB-QB comfort 4.2 t
Fiat Ducato chassis										
310050	Engine 140 HP / 103 kW, Euro 6e, f35 light, manual transmission	Standard	-	X	-	X	-	-	-	-
310051	Engine 140 HP / 103 kW, Euro 6e, f35 light, 8-speed automatic torque converter ^{26) 37)*}	-	-	○	-	○	-	-	-	-
310055	Engine 180 HP / 132 kW, Euro 6e, f35 light, 8-speed automatic torque converter ^{26) 37)*}	4.586	-	○	-	○	-	-	-	-
310067	Engine 140 HP / 103 kW, Euro VIe, f40 heavy, manual transmission ^{26) 37)}	Standard	-	-	X	-	X	X	X	X
310068	Engine 140 HP / 103 kW, Euro VIe, f40 heavy, 8-speed automatic torque converter ^{26) 37)*}	-	-	-	○	-	○	○	○	○
310071	Engine 180 HP / 132 kW, Euro VIe, f40 heavy, 8-speed automatic torque converter ^{26) 37)*}	4.586	-	-	-	-	-	○	○	○
210338	Fiat 10.1" multimedia system incl. sat nav, motorhome route guidance and DAB+ ^{47)*}	1.474	1	○	○	○	○	○	○	○
331615	Fiat full LED headlights	1.373	-	○	○	○	○	○	○	○
310605	90-litre fuel tank	122	23	○	●	○	●	●	●	●
410281	Driver's cab exterior colour Black Metallic	1.118	-	○	○	○	○	○	○	○
Mercedes-Benz Sprinter chassis										
310467	Load increase from 4,200 kg to 4,500 kg	346	-	-	-	-	○	-	○	-
331612	LED high-performance headlights	2.593	2	-	-	○	○	-	○	-
331613	Fog lights with cornering lights	407	-	-	-	○	○	-	○	-
310611	92-litre fuel tank capacity	488	24,5	-	-	○	●	-	●	-
410282	Driver's cab exterior colour: Obsidian Black Metallic	1.627	-	-	-	○	○	-	○	-
Further chassis options										
311400	Removable tow bar (Mercedes-Benz)	1.932	38	-	-	○	○	-	○	-
311410	Tow bar (Fiat Ducato) ⁴⁶⁾	2.328	62	○	○	○	○	○	○	○
311300	Wind-down rear steadies to prevent swaying when stationary	447	10	○	○	○	○	○	○	○
Main cabin exterior										
410760T	"Skyview" skylight with designer roof liner above driver's cab ³⁵⁾	1.403	18	○	○	○	○	○	○	○
410122	Central locking for "Premium two" XL main cabin door	356	0,5	○	○	○	○	○	○	○
410500	Roof awning aluminium cassette, grey canvas, length: 3.5 m	1.657	35	○	-	○	-	-	-	-
410521	Roof awning aluminium cassette, grey canvas, length: 4.0 m	1.779	39	○	○	○	○	○	-	-
410561	Roof awning aluminium cassette, grey canvas, length: 4.5 m	1.901	42	-	-	-	-	-	○	○
410780	Mini-Heki skylight above kitchen area ¹⁰⁾	356	3	○	○	○	○	○	○	○
410850	Electric extractor hood above kitchen area ¹⁰⁾	529	2,5	○	○	○	○	○	○	○
410113	Patented Pedelec scooter garage, loading height of up to 124 cm ^{15) 46)}	600	10	-	-	-	-	-	-	○
410925	Push-in and transport system for 2 Pedelecs / e-bikes ³⁴⁾	742	28,5	-	-	-	-	-	-	○
410270	Double floor storage compartment including recess with external access behind the main cabin door	915	8,5	○	X	○	X	X	X	X
Electrical system										
510255	Socket package with additional sockets (3 x 230 V, 2 x USB) ³⁰⁾	498	2,5	○	○	○	○	○	○	○
510020	Second 80 Ah gel habitation battery in existing battery centre	549	26	-	○	-	○	○	○	○
510056	90 Ah lithium-ion battery incl. battery computer instead of 80 Ah gel battery ⁵⁴⁾	1.983	-14,5	●	○	●	○	○	○	○
510053	Second 150 Ah lithium-ion battery incl. battery computer and separate touch display ⁴⁾	2.451	-9,5	-	○	-	○	○	○	○
510057	150 Ah lithium-ion battery including battery computer and separate touch display (replaces 90 Ah lithium-ion battery) ⁴⁾	1.546	5	○	-	○	-	-	-	-
510180	Inverter for 12 V to 230 V, 1,800 Watts with mains priority circuit ⁵⁸⁾	905	8	●	●	●	●	●	●	●

*only in conjunction with Chassis Plus package for Fiat

Article no.		€ incl. 21% DPH	kg	T 430 KB-LE lightweight 3.5 t	T 430 KB-LE comfort 4.2 t	T 450 RB-LE lightweight 3.5 t	T 450 RB-LE comfort 4.2 t	T 460 KB-LE comfort 4.2 t	T 490 RB-LE comfort 4.2 t	T 500 RB-QB comfort 4.2 t
Heating										
510213	Malibu Connect Truma iNet-X including colour display with "Touch" function, Bluetooth and app control	539	-	○	○	○	○	○	○	○
650040	Truma Combi 6E (additional electric heating element 2 x 900 Watts/230 V) ³⁾	752	1	○	○	○	○	○	○	○
650230	Alde hot water heater, 230 V / gas operation with booster in driver's cab ^{3) 29)}	3.457	56	-	-	-	-	○	○	○
650240	Alde heat exchanger (uses engine heat) ³¹⁾	1.200	9,5	-	-	-	-	○	○	○
Gas Water Miscellaneous										
610045	Convenient gas bottle pull-out system (only in conjunction with Truma DuoControl CS)	661	6	○	○	-	-	-	-	-
610020	Truma DuoControl CS ³³⁾	447	3	○	○	○	○	○	○	○
610021	Gas filter for Truma DuoControl CS (recommended, only in conjunction with Truma DuoControl CS) ⁴³⁾	224	0,5	○	○	○	○	○	○	○
610140	Hot/cold exterior shower in scooter garage on passenger's side	356	2,5	○	○	○	○	○	○	○
Kitchen Appliances										
550081	Tec-Tower 153 I fridge combination with separate gas oven ⁴⁰⁾	895	16,5	-	-	-	-	-	○	○
550067	Gas oven with grill function in kitchen base unit ²⁸⁾	1.078	8,5	○	○	○	○	○	○	○
550289	Capsule coffee machine with connecting kit incl. pull-out system	325	2	●	●	●	●	●	●	●
Radio Multimedia TV Satellite										
710029	Pioneer 9" multimedia system incl. sat nav, motorhome route guidance and DAB+ (Fiat Ducato) ²⁾	1.586	3	○	○	○	○	○	○	○
710200	Reversing camera system with single lens ²⁴⁾	1.169	0,5	●	●	●	●	●	●	●
710500	24" TV wall bracket in the entrance area ¹³⁾	478	2,5	-	-	-	-	●	-	-
710502	24" TV pull-out system in side bench seat ¹³⁾	478	7	-	-	-	-	-	●	●
710506	24" TV pull-out system for TV cabinet in lounge seating area ¹³⁾	478	11	●	●	-	-	-	-	-
710501	32" TV wall bracket, 180° rotatable in entrance area ¹³⁾	478	4,5	-	-	●	●	-	-	-
710524	24" Smart LED TV ⁵⁾	1.485	4,5	●	●	-	-	●	●	●
710526	32" Smart LED TV ⁵⁾	2.013	8	-	-	●	●	-	-	-
910460	Additional TV connection in sleeping area, including connecting kit ¹³⁾	346	1,5	○	○	○	○	○	○	-
710477	Pre-wiring for TV connection in sleeping area, including cable set and cover panel ¹³⁾	296	1	-	-	-	-	-	-	○
710478	24" Smart LED TV in sleeping area incl. TV bracket, contact switch ^{5) 45)}	1.983	5,5	-	-	-	-	-	-	○
750041	Teleo Flatsat Classic 85 satellite system with CI slot ¹¹⁾	3.508	15	○	○	○	○	○	○	○
750046	Teleo Flatsat Easy Skew Smart 90 and twin LNB for second TV ¹¹⁾	3.874	16,5	○	○	○	○	○	○	○
Interior										
810100	Carpet for living area	376	7,5	○	○	○	○	○	○	○
810120	Carpet for driver's cab area	193	2	○	○	○	○	○	○	○
810461	Electric central drop-down bed above seating area incl. skylight in T-pod ^{6) 29)}	2.328	65	-	-	○	○	○	○	○
810580	Lounge seating area can be converted into a sleeping area ⁸⁾	600	7,5	○	○	○	○	○	○	○
810726	Waterproof shower insert in same design as living area floor	234	3,5	○	○	-	-	○	-	-
810610	Solid wood sliding door in front of bedroom	417	5,5	-	-	○	X	X	X	-
810750	Malibu table and chair set, incl. Malibu logo and carry bags ³²⁾	325	14	○	○	○	○	○	○	○
Weight-reducing special equipment										
810900	Open shelves instead of all-around overhead storage cabinets in rear area (for weight reduction)	61	-14	○	-	○	-	-	-	-

Article no.		€ incl. 21% DPH	kg	T 430 KB-LE lightweight 3.5 t	T 430 KB-LE comfort 4.2 t	T 450 RB-LE lightweight 3.5 t	T 450 RB-LE comfort 4.2 t	T 460 KB-LE comfort 4.2 t	T 490 RB-LE comfort 4.2 t	T 500 RB-QB comfort 4.2 t
Living area fabrics Worlds of Living										
850304	London 25 - fabric combination	-	-	X	X	X	X	X	X	X
850324	Santorini - Antara - fabric combination	-	-	X	X	X	X	X	X	X
850334	Lisbon 25 - Antara - fabric combination	-	-	X	X	X	X	X	X	X
850620	Cambridge 25 - Antara - fabric combination	-	-	X	X	X	X	X	X	X
850314	Paris - quilted upholstery combination	427	-	○	○	○	○	○	○	○
850640	Davos - textile leather - fabric combination	427	1	○	○	○	○	○	○	○
850404	Ancona 25 - textile leather - fabric combination	427	1	○	○	○	○	○	○	○
850364	Ivory part leather - leather - fabric combination	1.515	2	○	○	○	○	○	○	○
850374	Marone 25 part leather - leather - fabric combination	1.515	2	○	○	○	○	○	○	○
850690	Ivory leather	3.742	3	○	○	○	○	○	○	○
850740	Macchiato leather	3.742	3	○	○	○	○	○	○	○
850502	World of sleeping & décor set: Decorative cushions, bed throw, fitted sheet set ⁴¹⁾	417	3,5	○	○	○	○	○	○	○

Article no.		€ incl. 21% DPH	kg	I 441 KB-LE lightweight 3.5 t	I 430 KB-LE lightweight 3.5 t	I 430 KB-LE comfort 4.2 t	I 450 RB-LE lightweight 3.5 t	I 450 RB-LE comfort 4.2 t	I 460 KB-LE comfort 4.2 t	I 490 RB-LE comfort 4.2 t	I 500 RB-QB comfort 4.2 t
Fiat Ducato chassis											
310050	Engine 140 HP / 103 kW, Euro 6e, f35 light, manual transmission	-	-	-	X	-	X	-	-	-	-
310051	Engine 140 HP / 103 kW, Euro 6e, f35 light, 8-speed automatic torque converter ^{26) 37)*}	-	-	X	○	-	○	-	-	-	-
310055	Engine 180 HP / 132 kW, Euro 6e, f35 light, 8-speed automatic torque converter ^{26) 37)*}	4.586	-	-	○	-	○	-	-	-	-
310057	Engine 180 HP / 132 kW, Euro 6e, f40 heavy, 8-speed automatic torque converter ^{36) 37)*}	Standard	-	-	-	X	-	X	X	X	X
210338	Fiat 10.1" multimedia system incl. sat nav, motorhome route guidance and DAB+ ^{47) *}	1.474	1	○	○	○	○	○	○	○	○
310605	90-litre fuel tank	122	23	○	○	●	○	●	●	●	●
Mercedes-Benz Sprinter chassis											
310467	Load increase from 4,200 kg to 4,500 kg	346	-	-	-	-	-	○	-	○	-
410011	Entrance step for driver's cab access, electrically retractable and extendible (recommended)	590	7	-	-	-	○	○	-	○	-
310611	92-litre fuel tank capacity	488	24,5	-	-	-	○	●	-	●	-
Further chassis options											
330024	Driver's cab seats with tilt and height adjustment (front/rear) ⁵⁶⁾	153	6	○	○	●	○	●	●	●	●
331610	Front headlights with LED technology	1.159	-	○	○	○	○	○	○	○	○
331620	Fog lights	356	1	○	○	○	○	○	○	○	○
311400	Removable tow bar (Mercedes-Benz Sprinter)	1.932	38	-	-	-	○	○	-	○	-
311410	Tow bar (Fiat Ducato) ⁴⁶⁾	2.328	62	○	○	○	○	○	○	○	○
311300	Wind-down rear steadies to prevent swaying when stationary	447	10	○	○	○	○	○	○	○	○
Main cabin exterior											
410121	Central locking for "Premium two" XL main cabin door and driver's cab door	468	0,5	○	○	○	○	○	○	○	○
410500	Roof awning aluminium cassette, grey canvas, length: 3.5 m	1.657	35	○	○	-	○	-	-	-	-
410521	Roof awning aluminium cassette, grey canvas, length: 4.0 m	1.779	39	○	○	○	○	○	-	-	-
410561	Roof awning aluminium cassette, grey canvas, length: 4.5 m	1.901	42	○	○	○	○	○	-	-	-
410581	Roof awning aluminium cassette, grey canvas, length: 5.0 m	2.135	60,5	-	-	-	-	-	○	○	○
410780	Mini-Heki skylight above kitchen area ¹⁰⁾	356	3	○	○	○	○	○	○	○	○
410785	Mini-Heki skylight in driver's cab / drop-down bed	356	3	○	○	○	○	○	○	○	○
410850	Electric extractor hood above kitchen area ¹⁰⁾	529	2,5	○	○	○	○	○	○	○	○
410113	Patented Pedelec scooter garage, loading height of up to 124 cm ^{15) 46)}	600	10	-	-	-	-	-	-	-	○
410925	Push-in and transport system for 2 Pedelecs / e-bikes ³⁴⁾	742	28,5	-	-	-	-	-	-	-	○
410270	Double floor storage compartment including recess with external access behind the main cabin door	915	8,5	-	○	X	○	X	X	X	X
Electrical system											
510255	Socket package with additional sockets (3 x 230 V, 2 x USB) ³⁰⁾	498	2,5	○	○	○	○	○	○	○	○
510020	Second 80 Ah gel habitation battery in existing battery centre	549	26	-	-	○	-	○	○	○	○
510056	90 Ah lithium-ion battery incl. battery computer instead of 80 Ah gel battery ⁵⁴⁾	1.983	-14,5	●	●	○	●	○	○	○	○
510053	Second 150 Ah lithium-ion battery incl. battery computer and separate touch display ⁴⁾	2.451	-9,5	-	-	○	-	○	○	○	○
510057	150 Ah lithium-ion battery including battery computer and separate touch display (replaces 90 Ah lithium-ion battery) ⁴⁾	1.546	5	○	○	-	○	-	-	-	-
510180	Inverter for 12 V to 230 V, 1,800 Watts with mains priority circuit ⁵⁸⁾	905	8	●	●	●	●	●	●	●	●

*only in conjunction with Chassis Plus package for Fiat

Article no.		€ incl. 21% DPH	kg	I 441 KB-LE lightweight 3.5 t	I 430 KB-LE lightweight 3.5 t	I 430 KB-LE comfort 4.2 t	I 450 RB-LE lightweight 3.5 t	I 450 RB-LE comfort 4.2 t	I 460 KB-LE comfort 4.2 t	I 490 RB-LE comfort 4.2 t	I 500 RB-QB comfort 4.2 t
Heating											
510213	Malibu Connect Truma iNet-X including colour display with "Touch" function, Bluetooth and app control	539	-	○	○	○	○	○	○	○	○
650040	Truma Combi 6E (additional electric heating element 2 x 900 Watts/230 V) ³⁾	752	1	○	○	○	○	○	○	○	○
650230	Alde hot water heater, 230 V / gas operation with booster in driver's cab ^{3) 29)}	3.457	56	-	-	-	-	-	○	○	○
650240	Alde heat exchanger (uses engine heat) ³¹⁾	1.200	9,5	-	-	-	-	-	○	○	○
Gas Water Miscellaneous											
610045	Convenient gas bottle pull-out system (only in conjunction with Truma DuoControl CS)	661	6	○	○	○	-	-	-	-	-
610020	Truma DuoControl CS ³³⁾	447	3	○	○	○	○	○	○	○	○
610021	Gas filter for Truma DuoControl CS (recommended, only in conjunction with Truma DuoControl CS) ⁴³⁾	224	0,5	○	○	○	○	○	○	○	○
610140	Hot/cold exterior shower in scooter garage on passenger's side	356	2,5	○	○	○	○	○	○	○	○
Kitchen Appliances											
550081	Tec-Tower 153 l fridge combination with separate gas oven ⁴⁰⁾	895	16,5	-	-	-	-	-	-	○	○
550067	Gas oven with grill function in kitchen base unit ²⁸⁾	1.078	8,5	○	○	○	○	○	○	○	○
550289	Capsule coffee machine with connecting kit incl. pull-out system	325	2	○	○	○	○	○	○	○	○
Radio Multimedia TV Satellite											
710029	Pioneer 9" multimedia system incl. sat nav, motorhome route guidance and DAB+ (Fiat Ducato) ²⁾	1.586	3	○	○	○	○	○	○	○	○
710160	Reversing camera system with single lens, including 7" colour monitor ⁴²⁾	1.169	0,5	●	●	●	●	●	●	●	●
710500	24" TV wall bracket in the entrance area ¹³⁾	478	2,5	-	-	-	-	-	●	-	-
710503	32" TV pull-out system in side bench seat ¹³⁾	478	2	-	-	-	-	-	-	●	●
710506	24" TV pull-out system for TV cabinet in lounge seating area ¹³⁾	478	11	●	●	●	-	-	-	-	-
710501	32" TV wall bracket, 180° rotatable in entrance area ¹³⁾	478	4,5	-	-	-	●	●	-	-	-
710524	24" Smart LED TV ⁵⁾	1.485	4,5	●	●	●	-	-	●	-	-
710526	32" Smart LED TV ⁵⁾	2.013	8	-	-	-	●	●	-	●	●
910460	Additional TV connection in sleeping area, including connecting kit ¹³⁾	346	1,5	○	○	○	○	○	○	○	-
710477	Pre-wiring for TV connection in sleeping area, including cable set and cover panel ¹³⁾	296	1	-	-	-	-	-	-	-	○
710478	24" Smart LED TV incl. TV bracket, contact switch ^{5) 45)}	1.983	5,5	-	-	-	-	-	-	-	○
750041	Teleco Flatsat Classic 85 satellite system with CI slot ¹¹⁾	3.508	15	○	○	○	○	○	○	○	○
750046	Teleco Flatsat Easy Skew Smart 90 and twin LNB for second TV ¹¹⁾	3.874	16,5	○	○	○	○	○	○	○	○
Interior											
810100	Carpet for living area	376	7,5	○	○	○	○	○	○	○	○
810120	Carpet for driver's cab area	193	2	○	○	○	○	○	○	○	○
810580	Lounge seating area can be converted into a sleeping area ⁸⁾	600	7,5	-	○	○	○	○	○	○	○
810681	5th seat in side bench with 2-point seat belt ²²⁾	702	18,5	-	-	-	-	-	○	○	○
810726	Waterproof shower insert in same design as living area floor	234	3,5	-	○	○	-	-	○	-	-
810610	Solid wood sliding door in front of bedroom	417	5,5	-	-	-	○	X	X	X	-
810750	Malibu table and chair set, incl. Malibu logo and carry bags ³²⁾	325	14	○	○	○	○	○	○	○	○

Article no.		€ incl. 21% DPH	kg	I 441 KB-LE lightweight 3.5 t	I 430 KB-LE lightweight 3.5 t	I 430 KB-LE comfort 4.2 t	I 450 RB-LE lightweight 3.5 t	I 450 RB-LE comfort 4.2 t	I 460 KB-LE comfort 4.2 t	I 490 RB-LE comfort 4.2 t	I 500 RB-QB comfort 4.2 t
Weight-reducing special equipment											
810440	Drop-down bed omitted, replaced with all-around overhead storage cabinets in driver's cab	671	-16	○	○	○	○	○	○	○	○
810430	High-quality mattress for drop-down bed omitted ⁵⁵⁾	-	-8	○	○	-	○	-	-	-	-
810900	Open shelves instead of all-around overhead storage cabinets in rear area (for weight reduction)	61	-14	○	○	-	○	-	-	-	-
Living area fabrics Worlds of Living											
850304	London 25 - fabric combination	-	-	X	X	X	X	X	X	X	X
850324	Santorini - Antara - fabric combination	-	-	X	X	X	X	X	X	X	X
850334	Lisbon 25 - Antara - fabric combination	-	-	X	X	X	X	X	X	X	X
850620	Cambridge 25 - Antara - fabric combination	-	-	X	X	X	X	X	X	X	X
850314	Paris - quilted upholstery combination	427	-	○	○	○	○	○	○	○	○
850640	Davos - textile leather - fabric combination	427	1	○	○	○	○	○	○	○	○
850404	Ancona 25 - textile leather - fabric combination	427	1	○	○	○	○	○	○	○	○
850364	Ivory part leather - leather - fabric combination	1.515	2	○	○	○	○	○	○	○	○
850374	Marone 25 part leather - leather - fabric combination	1.515	2	○	○	○	○	○	○	○	○
850690	Ivory leather	3.742	3	○	○	○	○	○	○	○	○
850740	Macchiato leather	3.742	3	○	○	○	○	○	○	○	○
850502	World of sleeping & décor set: Decorative cushions, bed throw, fitted sheet set ⁴¹⁾	417	3,5	○	○	○	○	○	○	○	○

The prices are recommended retail prices. Because of the cost and price developments on the procurement markets, which are extremely volatile and can therefore not be calculated over the long term, we reserve the right to both adjust our prices for our dealers during the year, and adjust our recommended retail prices accordingly. Of course, we endeavour to offer reasonable prices to the market at all times. You are advised to consult your dealer about the price that applies at the point in time when the contract is concluded.

Footnotes

Additional legal and technical information concerning vehicle weights / weight tolerance in running order

- 7) In accordance with EU Implementing Regulation No. 2021/535, the weight in running order corresponds to the (unladen) weight of the vehicle with factory-installed standard equipment (including lubricants, tools, tyre repair kit) plus driver (75 kg), 90% full fuel tank, fresh water tank when driving (20 l), 100% full aluminium gas bottle. The weight specified by the manufacturer for additional equipment is basically dependent on the weight in running order, and is reduced by installing additional equipment (equipment packages, special equipment). Please note that the actual weight which is specified in the Certificate of Conformity (CoC) is also a standard value. Since the weight in running order – as part of the actual weight – has a legally permissible tolerance of $\pm 5\%$, the actual weight can deviate from the specified nominal value accordingly. Detailed information can be found on page 2, no. 2.
- 14) When selecting and configuring your vehicle, the maximum weight for additional equipment specified by the manufacturer must not be exceeded. The maximum weight for additional equipment specified by the manufacturer is intended to ensure that the legally prescribed so-called minimum payload is actually available for additional loading after the vehicle has been delivered by the manufacturer. This means that only a certain amount of additional equipment can be ordered and installed in the factory, in order to leave a sufficient weight allowance available for luggage and other accessories (the so-called payload) without exceeding the technically permissible gross vehicle weight. Detailed information can be found on page 4, no. 5.
- 22) The specification of the maximum permissible number of seats refers to the respective vehicle weight in a standard set-up without additional equipment, and specifies the maximum possible number of persons who can be seated while driving. The number of seats also depends on the weight and the axle load. It can therefore be reduced if additional equipment (equipment packages, special equipment) is installed, or it may only be achieved if the vehicle load is increased. With additional approved seats (c-tourer only in conjunction with increased load option) the minimum payload per person increases by 85 kg, and the maximum weight for additional equipment reduces at the same time. Detailed information can be found on page 3, no. 3. With the optional 5th seat, the double floor through-loading storage compartment is slightly restricted, and the upholstery is not covered in the same fabric as the living area.
- 23) The technically permissible gross vehicle weight describes the layout-based maximum permissible weight specified by the manufacturer that your motorhome is allowed to weigh when loaded (e.g. 3,500 kg, 4,500 kg). The technically permissible gross weight of the vehicle (e.g. 3,500 kg) must not be exceeded under any circumstances while driving. Detailed information can be found on page 2, no. 1.
- 27) The maximum towing capacity depends on the total towing weight of the vehicle. Fiat Ducato 6,000 kg; Mercedes-Benz Sprinter 5,880 kg.
- 33) Truma DuoControl CS option with crash sensor, automatic switchover and de-icing function. In the basic configuration when calculating the weight in a running order, only one 100% full aluminium gas bottle at 16.5 kg is taken into consideration. The "DuoControl CS with crash sensor" (automatic switchover and de-icing function), which is available as an option or in the equipment package, can in principle also be operated with one connected gas bottle. When connecting and using a second gas bottle, the remaining load capacity of your vehicle will be reduced by 16.5 kg if an aluminium gas bottle is used. Steel gas bottles are around 5 kg heavier.

General

- 1) In the event of unfavourable conditions, manual readjustment of the air conditioning system may be necessary.
- 2) Pioneer multimedia system with touchscreen in driver's cab, Wireless Apple CarPlay / Android Auto, Bluetooth, USB interface for connecting portable devices (Low-Profile: monitor function for optional reversing camera).
- 3) Truma Combi 6E option not possible in conjunction with Alde hot water heater option.
- 4) The optional lithium-ion batteries replace the standard gel battery/batteries. Battery status indicator accessible via free app and touch display.
- 5) TV with receiver and DVB-T2 tuner (incl. USB, HDMI, full HD).
- 6) The Midi-Heki above the seating area is omitted if the electric central drop-down bed option is selected. Headroom beneath central drop-down bed: 1.84 m.
- 8) The foot pedal for adjusting the table is omitted in the option with the lounge seating area with a lowerable table top which can be converted into a sleeping berth. The table adjustment lever is beneath the table top in this model.
- 9) When selecting a driver's assistance package, there is a cut-out for the camera casing in the camera position area (top centre) with the driver's cab blackout system.
- 10) Mini-Heki skylight above kitchen area not possible in conjunction with the electric extractor hood option.
- 11) Mounting depends on available roof area; if necessary, standard components may be omitted or installed in a different location. Height of Teleco structure on roof approx. 130 mm Teleco Flatsat Classic 85 satellite system not possible in conjunction with pre-wiring for TV connection in rear bed area.
- 12) Radio/moniceiver with touchscreen in driver's cab, Bluetooth and USB interface for the connection of portable devices (Low-Profile: monitor function for optional reversing camera).
- 13) Incl. connecting kit: Coaxial cable, antenna socket, 12 V socket. Additional TV connection or pre-wiring for TV connection in rear not possible in conjunction with Teleco Flatsat Classic 85 satellite system.
- 15) The load-bearing capacity in the scooter garage is reduced by 100 kg if the Pedelec scooter garage option is selected.
- 16) Total vehicle length is the measurement between the front skirt and the rear end.
- 17) Total vehicle width is the measurement from exterior wall to exterior wall (wheel arches on the side, approx.: + 70 mm).
- 18) Height changes depending on installation of certain optional accessories. The vehicle height with Fiat light/heavy chassis can differ by 50 mm.
- 19) Child seats with restraint systems must not be installed on the passenger's seat.
- 20) Position of 32" Smart LED TV above L-shaped lounge seating area.
- 21) The specified fresh water volume includes the volume of the boiler.
- 24) Malibu Low-Profile: Reversing camera system in conjunction with Fiat 10.1" multimedia system is digital instead of analogue.
- 25) The charge booster is incorporated between the alternator and the starter and also the habitation battery, and ensures that the alternator generates power until the batteries are charged.
- 26) In Fiat Ducato f35 only possible in conjunction with 16-inch steel wheels or 16-inch alloy wheels.
- 28) Drawers omitted in kitchen base cabinet (quantity depends on model). Dimensions of oven in kitchen unit (in mm). 441 KB-LE, 430 KB-LE models: Height 307 x width 527 x depth 409; 460 KB-LE, 490 RB-LE 500 RB-QB layouts: height 445 x width 445 x depth 490. Not possible in conjunction with Tec-Tower.
- 29) In Low-Profile 460 KB-LE model, the Alde hot water heater option is not possible in conjunction with the central drop-down bed option.
- 30) Position: Lounge seating area (230 V, USB), sleeping area rear overhead cabinet (230 V, USB), scooter garage (230 V).
- 31) Alde heat exchanger for heating the living area using engine heat while driving, incl. engine preheating function.
- 32) Malibu table and chair set option, consisting of two camping chairs incl. Malibu logo and a table.
- 34) Push-in and transport system option for 2 Pedelecs/e-bikes, only in conjunction with Pedelec scooter garage.
- 35) "Skyview" skylight with designer roof liner option, including indirect LED lighting above driver's cab. Not possible in conjunction with the central drop-down bed option.
- 36) Fiat Ducato f40 option, including 16-inch steel wheels.
- 37) 4-cylinder engine with 2.2 l. 140 HP engine: 350 / 380 Nm, engine 180 HP: 380 / 450 Nm.
- 38) Speaker in driver's cab (2x) and L-shaped lounge seating area (2x).
- 39) Multi-functional steering wheel option only possible in conjunction with radio or multimedia system option.
- 40) Tec-Tower 153 l fridge combination option, with door opening at both sides, separate freezer compartment and gas oven. Not possible in conjunction with gas oven in kitchen base unit.
- 41) Malibu world of sleeping & décor set, consisting of one or three decorative cushions (depending on model), a jacquard bed throw with woven Malibu logo and a fitted sheet set to match the respective layout.
- 42) Reversing camera system with single lens and 7" colour monitor integrated in side of dashboard.
- 43) It is recommended to order the gas filter in conjunction with the Truma DuoControl CS option, since the manufacturer of the Truma DuoControl invalidates the warranty if the gas pressure regulator and valves become defective or damaged because of oil or other foreign materials in the liquid gas.
- 45) 24" Smart LED TV incl. TV bracket, speakers and integrated contact switch wirelessly integrated in television wall for sleeping area (only in conjunction with connecting kit)
- 46) Tow bar option not possible in conjunction with Pedelec scooter garage option.
- 47) State-of-the-art multimedia system with 10.1" display, Bluetooth connectivity with audio streaming and hands-free function, smartphone integration via Android Auto or Apple CarPlay, USB interface for connecting portable devices.
- 48) Digital instrument cluster with colour display for optimal pairing with the Fiat 10.1" multimedia system for display of 3D navigation maps and driver's assistance systems.
- 50) The collision braking system automatically triggers braking in the event of a collision in order to prevent or lessen the effects of a possible secondary collision.
- 52) TV pre-wiring in 450 RB-LE layout only in conjunction with 32" TV wall bracket, 180° rotatable in entrance area.
- 53) SOG toilet ventilation via roof flue. In 450 RB-LE layout, SOG toilet ventilation via floor vent.
- 54) Battery status indicator accessible via free app with 18 A automatic charger. Cannot be combined with additional lithium-ion battery.
- 55) The option of omitting the high-quality mattress for drop-down bed will reduce the vehicle weight. The slatted frame is left in place and can be used as a shelf space. Not available in conjunction with option to omit the drop-down bed.
- 56) Option recommended for Mercedes-Benz A-Class models. If this option is not chosen, the passenger's seat in these models is around 45 mm lower than the driver's seat.
- 57) Multimedia system (Mercedes-Benz: MBUX 10.2" display; Fiat: 10.1" display), Bluetooth connectivity with audio streaming and hands-free function, smartphone integration via Android Auto or Apple CarPlay, USB interface for connecting portable devices. Mercedes-Benz: vehicle weights and vehicle dimensions cannot be stored separately in the navigation system.
- 58) Voltage transformer only in conjunction with second habitation battery (gel) or lithium.

- The price information shown includes the legally applicable rate of DPH of 21% and excludes shipping and transport costs.
- Some vehicles are shown with special equipment which is available at extra cost.
- Some special equipment cannot be installed in all models. Your Malibu dealer is happy to inform you about installation and technical details for your desired model.
- This information is subject to price, design and equipment modifications and also errors. The details relating to delivery contents, appearance and performance represent the available information at the time of printing.
- If our suppliers change product descriptions during the season, we reserve the right to deliver a part type of equivalent value.
- Price, dimensions and weights subject to change. The statutory VAT deduction applicable at the time of delivery shall apply. All prices are non-binding recommended prices ex works. In the case of price adjustments by sub-contractors or base vehicle manufacturers, the prices will be modified accordingly.
- Mattress sizes can differ from the specified bed dimensions.
- The installation of optional extras can result in loss of storage space.
- Prices for optional extras apply to ex works installation (not retrofitting). These extras must be ordered in good time before the vehicle goes into production. For information on this, please contact your Malibu dealer directly.
- The mounting of solar energy and satellite systems depends on the available roof area.
- Any change to the factory condition of your vehicle can negatively affect driving quality and safety.
- Any structural alteration to the vehicle renders liability claims void. The same applies if the customer makes changes to the paintwork/colour of body components
- Deviations from the textures and colours in the illustrations are permitted in as far as they are due to the nature of the materials used and/or are usual in the trade. The same applies to technical changes to the vehicle as long as the overall product quality remains the same or is improved, and the intended use is not affected.
- It is possible that inferior-quality clothing can leave marks on the seat covers. This means that the seat covers can become discoloured or the dye from the fabrics can rub off. We do not accept any liability for this kind of discolouration.
- We recommend always using Malibu accessories and having them installed in our factory. We do not accept any liability for damage caused by products that are not approved by Malibu or by non-permitted modifications. This particularly applies to the installation of parts by workshops that are not authorised by Malibu. You should therefore always have repairs or retrofits carried out by authorised Malibu trading partners and insist on genuine Malibu accessories.
- The water supply system complies with the state of the art in accordance with DIN 2001-2.



You can find information on the various tyre labels here

Discover our Malibu motorhomes
on our social media channels:



More information about Malibu can be found at
www.malibu-reisemobile.com

© Malibu GmbH & Co. KG | Carthago Ring 1 | 88326 Aulendorf | Germany

Tel. +49 (0)7525 / 9200-0

Publication of this price list renders all previous price lists invalid. Changes may occur during the model year after the editorial deadline for this printed document in July 2024. The manufacturer reserves the right to make structural and design changes that become necessary, provided that they are in the interest of technical progress and are reasonable for the customer, plus changes to equipment, differences in colour combinations or individual colour shades, material quality differences and changes to the scope of delivery on the part of the manufacturer. This also applies to colour differences on basic vehicles, insofar as they are a result of changes made by the basic vehicle manufacturer. Please consult your dealer for detailed advice concerning the status of the current product or series.

The information about the delivery contents, appearance, performance, dimensions and weights of the vehicles (differences within the scope of the factory tolerances (+/- 5% max.) are possible and permissible) corresponds to the available knowledge at the time of going to print. Reprinting of this document, or even extracts thereof, is only permitted if written authorisation is obtained from Malibu GmbH & Co. KG beforehand. The information in this publication is compliant with the German StVO and StVZO (road traffic and road traffic licensing regulations). Mistakes, printing errors and translation errors excepted. All information is based on the characteristics of the German market.

Printed in Germany
1124 / V6



malibu
a company of carthago